

***NORDICA***



**ABOUT NORDICA** PAGE 4  
**SKI BOOTS** PAGE 10

**SKIS** PAGE 46

**RACE** PAGE 82

**RENTAL** PAGE 92

**ACCESSORIES** PAGE 102







# ABOUT NORDICA

It's for all who don't just ski, but who love to ski.  
For every skier who makes each run one to remember.  
And for the people who pass their powder-packed hearts down from one generation to the next.  
We're for any and every skier who lives for all-mountain adventure.

This goes out to the boots and the skis that take us out on journeys farther than  
we ever thought we could go, and bring us closer together than  
we ever believed we could be.

Together we have created family and fellowship.  
Even in the wind-blown face of adversity,  
we have never given up and we have never given in.

Here's to following our own compass no matter where it takes us. To doing things our way.

We are Nordica. Trusted since 1939.

**TOGETHER  
WE ARE  
FIT FOR THE  
LONG RUN.**



**OUR BRAND VISION**  
**BE THE ALPINE BOOT**  
**AND SKI BRAND**  
**MOST TRUSTED BY**  
**THE GLOBAL SKIING**  
**COMMUNITY.**  
**OUR VISION CHARTS**  
**OUR COURSE**  
**FOR THE FUTURE.**

**BRAND VALUES**  
**PASSION**  
**LOYALTY**  
**COURAGE**  
**OPTIMISM**






**FIT  
FOR  
THE  
LONG  
RUN**

I was born on the hills of Montebelluna, where the Northern wind from the Dolomites and the sun rays of the Gulf of Venice meet. It was October 1939 when Adriano and Oddone Vaccari, mountain lovers, brought their experience as craftsmen and leather traders into a new business: mountain boots. After a few years, my name started to mean not just mountain boots, but to be bond with the omen of a future, massive success: ski boots. Three years later, in the winter of 1950, Italian Zeno Colo, left for America. On the Rocky Mountains, he became twice Alpine Ski World Champion, bringing me on the top of the world with him. The progressive minds made me grow, to become an important choice for skiers seeking perfect fit and precision. First there was leather, then laminated plastic over the liner, aluminium buckles, flex index, and I kept inventing the modern ski boots. By the Eighties, I was the most successful in the entire Alpine ski universe. Lifting all those Crystal globes with Pirmin Zurbriggen became almost a habit. At the end of the century, I was by the side of more than half of the World Cup athletes. Among those, a Norwegian kid, Kjetil André Aamodt with a surprising attitude as medallist and multiple World and Olympic Champion. A true recordman in gaining precious medals, who was also one of the first racers trusting my second life: Skis. I was famous, then... Trusted by the world, as market leader in the industry, and iconic. The Benetton family, my new owners, dressed me in green and made me shine in the world of sports: Formula One racing, offshore, Moto GP, rugby... My name meant snow, but every sportsman, on any field and track, knew me. The Zanatta family started to write my story and with their passion I was driven back to the top bringing back Olympic gold medals.

I am a fighter. I have the fastest bullets in my gun. Our ambassador Felix Neureuther has just said goodbye to the World Cup, but I'm proudly worn by the South Tyrolean Dominik Paris. He has lived all his life along with me: he won 4 times on the legendary Streif in Kitzbühel. I was again World Champion with him, and back to lift a Crystal globe, just some months ago. This season the Dobermanns are ready to bite again! Now I'm fully grown, and my name shines bright as the earlier years. With the most innovative technologies I became a benchmark again, I'm the fastest growing brand in the ski industry. I keep on writing the history of skiing. Because of the passion, because of the team of people working for Nordica, because of you dear guests and partners. Because of love for skiing. Since 1939... this is my story... I am "fit for the long run" ... I'm Nordica.

Happy birthday, Nordica.







***BOOT  
COLLECTION***





SKI BOOTS COLLECTION

# MACHINE FAMILY



Promachine Series  
Speedmachine Series  
Sportmachine Series



# THE MACHINE FRANCHISE

## DIFFERENT FITS FOR DIFFERENT FEET



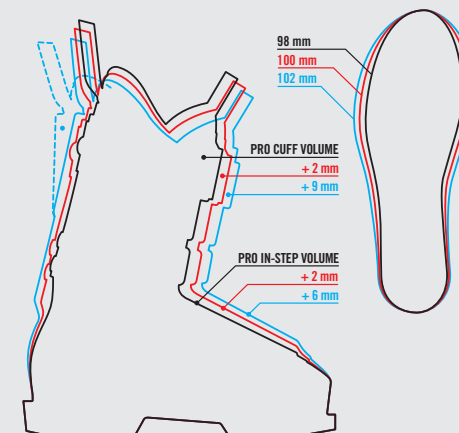
# THE PERFORMANCE YOU DEMAND,

## THE COMFORT YOU DESIRE

### FIND YOUR MACHINE

#### FIT GUIDE

Three different Machines, three different last widths, three different cuff volumes. Three surefire ways to get the performance you demand and the comfort you desire.



- PROMACHINE
- SPEEDMACHINE
- SPORTMACHINE



#### PROMACHINE

#### PURE POWER

Last Width: 98 mm  
Volume: Low  
Skier Type: Advanced to Expert  
Feel: Snug & Precise Throughout  
Fit: Easy entry and exit, All-day comfort



#### SPEEDMACHINE

#### TRUE PERFORMANCE

Last Width: 100 mm  
Volume: Mid. Pro Cuff +2mm; Pro In-Step +2mm  
Skier Type: Beginner to Expert  
Feel: Snug heel hold with relaxed forefoot  
Fit: Easy entry and exit, All-day comfort



#### SPORTMACHINE

#### ABSOLUTE CONTROL

Last Width: 102 mm  
Volume: High. Pro Cuff +9mm; Pro In-Step +6 mm  
Skier Type: Beginner to Advanced  
Feel: Snug heel hold with comfortable/roomy forefoot  
Fit: Extra easy entry and exit, ACP accommodates larger calves, All day comfort plus

### THE THREE REVOLUTIONARY MACHINES SECTION

#### TRI-FORCE FRAME TECHNOLOGY

Three different plastics provide the level of power, comfort and easy of entry you need.

**WHITE**  
Soft plastic flaps promotes easy entry & exit.

**BLACK**  
Anatomical frames wraps comfortably around the foot.

**RED**  
Rigid spine and sole instantly transmit energy from feet to skis.







# PROMACHINE

## PURE POWER

ALL MOUNTAIN / **HIGH PERFORMANCE** / PROMACHINE



**PROMACHINE 130**  
050F42 01 741 black / red

**soles:**  
Michelin® Gripwalk® soles +  
in box 5355 Alpine soles

<b>last (mm)</b>	<b>flex</b>
98	130
<b>size range</b>	<b>g/MP 26.5</b>
24.5-30.5	1870

**liner type/style:**  
Isotherm 3D Cork Fit  
laced & adjustable tongue

**technologies:**  
Infrared  
Tri-Fit Technology  
Power Driver  
45mm Power Strap  
Tri Force Construction  
Easy Entry Soft Flap



**PROMACHINE 120**  
050F44 01 731 black / anthracite / green

**soles:**  
Gripwalk® soles +  
in box 5355 Alpine soles

<b>last (mm)</b>	<b>flex</b>
98	120
<b>size range</b>	<b>g/MP 26.5</b>
24.5-30.5	1830

**liner type/style:**  
Isotherm 3D  
Cork Fit Primaloft®

**technologies:**  
Infrared  
Tri-Fit Technology  
Power Driver  
45mm Power Strap  
Tri Force Construction  
Easy Entry Soft Flap



**PROMACHINE 110**  
050F50 01 M99 anthracite / black / red

**soles:**  
5355 Alpine High Traction soles

<b>last (mm)</b>	<b>flex</b>
98	110
<b>size range</b>	<b>g/MP 26.5</b>
24.5-30.5	1810

**liner type/style:**  
Isotherm 3D Primaloft®

**technologies:**  
Infrared  
Tri-Fit Technology  
45mm Strap  
Tri Force Construction  
Easy Entry Soft Flap







**soles:**  
Michelin® Gripwalk® soles +  
in box 5355 Alpine soles  
**last (mm)**    **flex**  
98                115  
**size range**    **g/MP 24.5**  
22.5-27.5      1690  
**liner type/style:**  
Isotherm 3D Cork W Primaloft®  
**technologies:**  
Infrared  
Tri-Fit Technology  
Power Driver  
45mm Power Strap  
Tri Force Construction  
Easy Entry Soft Flap

**PROMACHINE 115 W**  
050F46 01 731 black / anthracite / green **WOMEN'S**



**soles:**  
5355 Alpine High Traction  
double density PU  
**last (mm)**    **flex**  
98                105  
**size range**    **weight @ 24.5**  
22.5-27.5      1670  
**liner type/style:**  
Isotherm 3D Cork W Primaloft®  
**technologies:**  
Infrared  
Tri-Fit Technology  
Power Driver  
35mm Power Strap  
Tri Force Construction  
Easy Entry Soft Flap

**PROMACHINE 105 W**  
050F48 01 5N6 white / black / pink **WOMEN'S**




**soles:**  
5355 Alpine High Traction soles  
**last (mm)**    **flex**  
98                95  
**size range**    **g/MP 24.5**  
22.5-27.5      1650  
**liner type/style:**  
Isotherm 3D W Primaloft®  
**technologies:**  
Infrared  
Tri-Fit Technology  
Strap 35mm  
Tri Force Construction  
Easy Entry Soft Flap

**PROMACHINE 95 W**  
050F52 01 T62 black / anthracite / blue **WOMEN'S**



**soles:**  
5355 Alpine High Traction soles  
**last (mm)**    **flex**  
98                85  
**size range**    **g/MP 24.5**  
22.5-27.5      1630  
**liner type/style:**  
Isotherm 3D W Primaloft®  
**technologies:**  
Infrared  
Tri-Fit Technology  
Strap 35mm  
Tri Force Construction  
Easy Entry Soft Flap

**PROMACHINE 85 W**  
050F54 01 Q04 black / white / green **WOMEN'S**







# SPEEDMACHINE

## TRUE PERFORMANCE

ALL MOUNTAIN / **HIGH PERFORMANCE** / SPEEDMACHINE



**SPEEDMACHINE ELITE**  
050H08 00 100 black

**soles:**  
5355 Alpine High Traction  
double density PU

<b>last (mm)</b>	<b>flex</b>
100	130

**size range**    **g/MP 26.5**  
24..5-31.0    2000

**liner type/style:**  
3D Cork Fit Primaloft®

**technologies:**  
Infrared  
Tri-Fit Technology  
Strap 45 mm  
Weather Shield  
Tri Force Construction  
Easy Entry Soft Flap



**SPEEDMACHINE 130**  
050H14 03 741 black / red

**soles:**  
5355 Alpine High Traction  
double density PU

<b>last (mm)</b>	<b>flex</b>
100	130

**size range**    **g/MP 26.5**  
24.5-31.0    2030

**liner type/style:**  
3D Cork Fit Primaloft®

**technologies:**  
Infrared  
Tri-Fit Technology  
45mm Power Strap  
Power Driver  
Tri Force Construction  
Weather Shield  
Easy Entry Soft Flap



**SPEEDMACHINE 120**  
050H22 03 764 red / black

**soles:**  
5355 Alpine High Traction  
double density PU

<b>last (mm)</b>	<b>flex</b>
100	120

**size range**    **g/MP 26.5**  
24.5-31.0    2000

**liner type/style:**  
3D Cork Fit Primaloft®

**technologies:**  
Infrared  
Tri-Fit Technology  
Strap 45 mm  
Weather Shield  
Tri Force Construction  
Easy Entry Soft Flap



**SPEEDMACHINE 110**  
050H78 03 7T1 black / anthracite / red  
050H78 03 3H1 black / anthracite / yellow

**soles:**  
5355 Alpine High Traction  
soles

<b>last (mm)</b>	<b>flex</b>
100	110

**size range**    **g/MP 26.5**  
24.5-31.0    1990

**liner type/style:**  
3D Performance Fit  
Primaloft®

**technologies:**  
Infrared  
Tri-Fit Technology  
Strap 35mm  
Weather Shield  
Tri Force Construction  
Easy Entry Soft Flap



**SPEEDMACHINE 100**  
050H38 03 7T1 black / anthracite / red

**soles:**  
5355 Alpine High Traction soles

<b>last (mm)</b>	<b>flex</b>
100	100

**size range**    **g/MP 26.5**  
24.5-31.0    2000

**liner type/style:**  
Precision Fit Primaloft®

**technologies:**  
Infrared  
Tri-Fit Technology  
Strap 35mm  
Weather Shield  
Tri Force Construction  
Easy Entry Soft Flap



**SPEEDMACHINE 90**  
050H46 03 731 black / anthracite / green

**soles:**  
5355 Alpine High Traction soles

<b>last (mm)</b>	<b>flex</b>
100	90

**size range**    **g/MP 26.5**  
24.5-31.0    2000

**liner type/style:**  
Precision Fit Primaloft®

**technologies:**  
Infrared  
Tri-Fit Technology  
Strap 35mm  
Weather Shield  
Tri Force Construction  
Easy Entry Soft Flap





**SPEEDMACHINE ELITE W**  
050H09 00 100 black



WOMEN'S

**soles:**  
Gripwalk® soles +  
in box 5355 Alpine soles

**last (mm)**    **flex**  
100            115

**size range**    **g/MP 24.5**  
22.5-27.5      1800

**liner type/style:**  
3D Cork Fit W Primaloft®

**technologies:**  
Infrared  
Tri-Fit Technology  
Power Driver  
35mm Power Strap  
Weather Shield  
Tri Force Construction  
Adjustable Cuff Profile (ACP)  
Easy Entry Soft Flap



**SPEEDMACHINE 115 W**  
050H18 03 M73 tr.black / black / white



WOMEN'S

**soles:**  
Gripwalk® soles +  
in box 5355 Alpine soles

**last (mm)**    **flex**  
100            115

**size range**    **g/MP 24.5**  
22.5-27.5      1800

**liner type/style:**  
3D Cork Fit W Primaloft®

**technologies:**  
Infrared  
Tri-Fit Technology  
Power Driver  
35mm Power Strap  
Weather Shield  
Tri Force Construction  
Adjustable Cuff Profile (ACP)  
Easy Entry Soft Flap



**SPEEDMACHINE 105 W**  
050H26 03 Q04 black / white / green

**soles:**  
5355 Alpine High Traction  
double density PU

**last (mm)**    **flex**  
100            105

**size range**    **g/MP 24.5**  
22.5-27.5      1790

**liner type/style:**  
3D Cork Fit W Primaloft®

**technologies:**  
Infrared  
Tri-Fit Technology  
Strap 35mm  
Weather Shield  
Tri Force Construction  
Adjustable Cuff Profile (ACP)  
Easy Entry Soft Flap

WOMEN'S



**SPEEDMACHINE 95 W**  
050H34 03 3A9 black / anthracite / pink

**soles:**  
5355 Alpine High Traction soles

**last (mm)**    **flex**  
100            95

**size range**    **g/MP 24.5**  
22.5-27.5      1780

**liner type/style:**  
3D W Performance Fit  
Primaloft®

**technologies:**  
Infrared  
Tri-Fit Technology  
Strap 35mm  
Weather Shield  
Tri Force Construction  
Adjustable Cuff Profile (ACP)  
Easy Entry Soft Flap

WOMEN'S



**SPEEDMACHINE HEAT 85 W**  
050H44 03 541 black / anthracite / white

WOMEN'S

**soles:**  
5355 Alpine High Traction soles

**last (mm)**    **flex**  
100            85

**size range**    **g/MP 24.5**  
22.5-27.5      1900

**liner type/style:**  
Bluetooth Precision Fit W Heat

**technologies:**  
Infrared  
Tri-Fit Technology  
Strap 35mm  
Weather Shield  
Tri Force Construction  
Adjustable Cuff Profile (ACP)  
Easy Entry Soft Flap



**SPEEDMACHINE 85 W**  
050H42 03 541 black / anthracite / white  
050H42 03 8S9 white / black / green

WOMEN'S

**soles:**  
5355 Alpine High Traction  
soles

**last (mm)**    **flex**  
100            85

**size range**    **g/MP 24.5**  
22.5-27.5      1790

**liner type/style:**  
Precision Fit W Primaloft®

**technologies:**  
Infrared  
Tri-Fit Technology  
Strap 35mm  
Weather Shield  
Tri Force Construction  
Adjustable Cuff Profile (ACP)  
Easy Entry Soft Flap



**SPEEDMACHINE 75 W**  
050H48 03 735 black / anthracite / purple

WOMEN'S

**soles:**  
5355 Alpine High Traction soles

**last (mm)**    **flex**  
100            85

**size range**    **g/MP 24.5**  
22.5-27.5      1900

**liner type/style:**  
Bluetooth Precision Fit W Heat

**technologies:**  
Infrared  
Tri-Fit Technology  
Strap 35mm  
Weather Shield  
Tri Force Construction  
Adjustable Cuff Profile (ACP)  
Easy Entry Soft Flap







# SPORTMACHINE

## ABSOLUTE CONTROL

ALL MOUNTAIN / **HIGH PERFORMANCE** / SPORTMACHINE



**soles:**  
5355 Alpine High Traction  
double density PU  
**last (mm)**    **flex**  
102            130  
**size range**    **g/MP 26.5**  
24.5-32.5      2000  
**liner type/style:**  
3D Cork Fit Primaloft®  
**technologies:**  
Infrared  
Tri-Fit Technology  
Strap 45 mm  
Adjustable Cuff Profile (ACP)  
Tri Force Construction  
Easy Entry Soft Flap

**SPORTMACHINE 130**  
050R14 01 541 black / anthracite / white



**soles:**  
5355 Alpine High Traction soles  
**last (mm)**    **flex**  
102            120  
**size range**    **g/MP 26.5**  
24.5-32.5      2000  
**liner type/style:**  
3D Cork Fit Primaloft®  
**technologies:**  
Infrared  
Tri-Fit Technology  
Strap 45 mm  
Adjustable Cuff Profile (ACP)  
Tri Force Construction  
Easy Entry Soft Flap

**SPORTMACHINE 120**  
050R18 01 7T1 black / anthracite / red



**soles:**  
5355 Alpine High Traction soles  
**last (mm)**    **flex**  
102            110  
**size range**    **g/MP 26.5**  
24.5-32.5      2000  
**liner type/style:**  
3D Cork Fit Primaloft®  
**technologies:**  
Infrared  
Tri-Fit Technology  
Strap 45 mm  
Adjustable Cuff Profile (ACP)  
Tri Force Construction  
Easy Entry Soft Flap

**SPORTMACHINE 110**  
050R22 01 731 black / anthracite / red



**soles:**  
5355 Alpine High Traction  
soles  
**last (mm)**    **flex**  
102            100  
**size range**    **g/MP 26.5**  
24.5-32.5      2000  
**liner type/style:**  
Precision Fit Primaloft®  
**technologies:**  
Infrared  
Tri-Fit Technology  
Strap 35mm  
Adjustable Cuff Profile  
(ACP)  
Tri Force Construction  
Easy Entry Soft Flap

**SPORTMACHINE 100**  
050R30 01 N44 black / red / white  
050R30 01 5P6 anthracite / yellow / white



**soles:**  
5355 Alpine High Traction soles  
**last (mm)**    **flex**  
102            90  
**size range**    **g/MP 26.5**  
24.5-32.5      2000  
**liner type/style:**  
3D Cork Fit Primaloft®  
**technologies:**  
Infrared  
Tri-Fit Technology  
Strap 45 mm  
Adjustable Cuff Profile (ACP)  
Tri Force Construction  
Easy Entry Soft Flap

**SPORTMACHINE 90**  
050R38 01 243 anthracite / black / white



**soles:**  
5355 Alpine High Traction soles  
**last (mm)**    **flex**  
102            80  
**size range**    **g/MP 26.5**  
24.5-32.5      2000  
**liner type/style:**  
3D Cork Fit Primaloft®  
**technologies:**  
Infrared  
Tri-Fit Technology  
Strap 45 mm  
Adjustable Cuff Profile (ACP)  
Tri Force Construction  
Easy Entry Soft Flap

**SPORTMACHINE 80**  
050R46 01 7T1 black / anthracite / red





ALL MOUNTAIN / **HIGH PERFORMANCE** / SPORTMACHINE



**soles:**  
5355 Alpine High Traction soles

<b>last (mm)</b>	<b>flex</b>
102	95

**size range**    **g/MP 24.5**  
22.5-27.5       1790

**liner type/style:**  
3D W Performance Fit  
Primaloft®

**technologies:**  
Infrared  
Tri-Fit Technology  
Strap 35mm  
Adjustable Cuff Profile (ACP)  
Tri Force Construction  
Easy Entry Soft Flap

**SPORTMACHINE 95 W**

050R26 01 541    black / anthracite / white

WOMEN'S



**soles:**  
5355 Alpine High Traction soles

<b>last (mm)</b>	<b>flex</b>
102	85

**size range**    **g/MP 24.5**  
22.5-27.5       1790

**liner type/style:**  
Precision Fit W Primaloft®

**technologies:**  
Infrared  
Tri-Fit Technology  
Strap 35mm  
Adjustable Cuff Profile (ACP)  
Tri Force Construction  
Easy Entry Soft Flap

**SPORTMACHINE 85 W**

050R34 01 Q04    black / white / green

WOMEN'S



**soles:**  
5355 Alpine High Traction soles

<b>last (mm)</b>	<b>flex</b>
102	75

**size range**    **g/MP 24.5**  
22.5-27.5       1610

**liner type/style:**  
Comfort Fit W

**technologies:**  
Strap 35mm  
Adjustable Cuff Profile (ACP)  
Tri Force Construction  
Easy Entry Soft Flap

**SPORTMACHINE 75 W**

050R42 01 3C2    black / pearl black / pink

WOMEN'S



**soles:**  
5355 Alpine High Traction soles

<b>last (mm)</b>	<b>flex</b>
102	65

**size range**    **g/MP 24.5**  
22.5-27.5       1610

**liner type/style:**  
Comfort Fit W

**technologies:**  
Strap 35mm  
Tri Force Construction  
Easy Entry Soft Flap

**SPORTMACHINE 65 W**

050R50 01 541    black / anthracite / white

WOMEN'S





**HF**  
KEEP SKIING



## THE ALL NEW **HF SKIBOOT** HF WONDER LOCK.

Simplify your skiing experience with the monolock buckle. It's just a matter of pushing it down with your foot or pole and you are good to go.  
**SET IT AND FORGET IT!**

### **HANDS FREE CLOSURE SYSTEM**

Light, good looking, but especially sleek and well designed. The monolock buckle has never been so intuitive: it's just a matter of pushing it down with your foot and your done. At the end of your day, you can use your pole to help you open the back buckle while you remain standing.

**HEY LOOK, NO HANDS!**



### **DOUBLE AXIS PIVOT**

The cuff and the shell of the new HF are specially designed to provide the perfect closure between the cuff parts and the shell. The alignment between the two provides unmatched lateral support for immediate ski response. This means easier turns, more stability, perfect control and more fun.





# THE ALL NEW HF SKIBOOT

## PERFORMANCE LINER



Our innovative development team has reengineered the old rear entry boot providing it with a modern shell and closure allowing us to equip this boot with our beloved cork liner. Coming directly from the Machine franchise shapes, the new anatomical, innovative hands-free one-piece liner, with larger throat opening than the traditional boot, provides all the performance and comfort you have dreamed of.

## WATERPROOF SYSTEM

BI INJECTED SHELL CONSTRUCTION TO IMPROVE WRAPPING



WATER PROOF LAYER TO AVOID WATER LEAKING



SHIELD PROTECTION



## IVC: INSTEP VOLUME CONTROL



**ADJUST BOOT VOLUME - 4MM INSTANTLY.**  
With our all-new double level Volume wedge/zeppa instep control system.

## PREMOUNTED GRIPWALK SOLES



We know that skiing is not just "skiing": it's about moving on the snow, walking around to find the best spots to enjoy a meal, taking off the skis to hop in a gondola, or simply walking from the parking lot to the ski lift. That's why we fitted the HF with the Nordica GW soles, for grip and traction where you want it and stability where you need it. Walk on and ski on!

## INTEGRATED THERMIC HEAT

Happy feet, happy skiing  
Integrated Thermic technology will keep your feet warm and comfy.  
Usage time: 17/18 h at power setting 1. 8/9 h at power setting 2. 4/5 h at power setting 3  
App allows convenient heat control through your cell phone. Simply download the free app and KEEP SKIING!



## PREMIUM COMFORT / HF



**HF ELITE HEAT**  
050K02 00 100 black

**soles:**  
Gripwalk® soles +  
in box 5355 Alpine soles  
**last (mm)** **flex**  
102 110  
**size range** **g/MP 26.5**  
24.5-31.0 1890  
**liner type/style:**  
3D Cork Fit Primaloft® HEAT  
**technologies:**  
Infrared  
Instep Volume Control (IVC)  
Double Axis Pivot  
Hands Free Step In & Out  
Monolock Buckle



**HF 110**  
050K12 00 7T1 black / anthracite / red

**soles:**  
Gripwalk® soles +  
in box 5355 Alpine soles  
**last (mm)** **flex**  
102 110  
**size range** **g/MP 26.5**  
24.5-31.0 1760  
**liner type/style:**  
3D Cork Fit Primaloft®  
**technologies:**  
Infrared  
Instep Volume Control (IVC)  
Double Axis Pivot  
Hands Free Step In & Out  
Monolock Buckle



**HF ELITE W HEAT**  
050K03 00 100 black

**soles:**  
Gripwalk® soles +  
in box 5355 Alpine soles  
**last (mm)** **flex**  
102 85  
**size range** **g/MP 24.5**  
22.5-27.5 1890  
**liner type/style:**  
3D Cork Fit W Primaloft®  
**technologies:**  
Infrared  
Instep Volume Control (IVC)  
Double Axis Pivot  
Hands Free Step In & Out  
Monolock Buckle



WOMEN'S



**HF 85 W**  
050K13 00 798 black / light blue / white

**soles:**  
Gripwalk® soles +  
in box 5355 Alpine soles  
**last (mm)** **flex**  
102 85  
**size range** **g/MP 24.5**  
22.5-27.5 1750  
**liner type/style:**  
3D Cork Fit W Primaloft®  
**technologies:**  
Infrared  
Instep Volume Control (IVC)  
Double Axis Pivot  
Hands Free Step In & Out  
Monolock Buckle



WOMEN'S



# STRIDER

## EXPLORE THE MOUNTAIN.



Strider Series

# DESIGNED TO BE LIGHT, WARM AND COMFORTABLE.

## ENGINEERED TO OUTPERFORM.

Our Strider hike and ski boots are specially made for men and women skiers who'd rather ski new lines than stand around and wait in old ones. With their lightweight, modern design and 100mm last, they fit most feet right out of the box. Makes it easier to hike uphill without compromising downhill skiing performance.

### HIKE MECHANISM

- Ultra-light cuff construction saves precious weight without sacrificing vital steering power and strength.
- Locked down, it delivers direct energy to the skis for that legendary Nordica downhill skiing performance.
- Opened, it promotes exceptional forward flex and facilitates hiking.

23°  
46° TOTAL RANGE  
23°



### LACED 3D LIGHT CORK LINER WITH PRIMALOFT®



### HIGH TRACTION SOLES + GRIPWALK® KIT READY

- Gripwalk soles mounted as standard equipment.
- Available kits  
08A045 00 000 - Strider PU alpine soles (5355)

### DYNAFIT® INSERTS (PRO DYN)

- Standard equipment on all Strider models.
- Compatible with ultra-light Dynafit Tour bindings.



### LIGHTWEIGHT CUFF TRIFORCE CONSTRUCTION

- Three different types of plastic combine to deliver maximum comfort, performance and ease of use.
- Lightweight Triax cuff is 20% lighter than one made of PU.
- Super stiff sole and spine transmit energy precisely and directly to the skis.
- Softer shell and cuff wrap comfortably around the foot and lower leg for a snugger, comfier & more precise fit.
- Super soft entry & exit flaps.
- A size 26.5 (305mm) Strider weighs 100 grams less than a comparable Speedmachine.

(for Strider 115 W DYN) **Grilamid®  
EMS**

### BENEFITS

- HIGH RESISTANCE TO IMPACT STRESS ESPECIALLY AT LOW TEMPERATURES
- HIGH RESISTANCE TO TEMPERATURE STRESS (NO DIFFERENCE COLD/WARM )
- EXCELLENT RESISTANCE TO SCRATCHES
- LIGHTNESS (25% LIGHTER THAN PU)
- EXCELLENT UV RESISTANCE

### LIGHTWEIGHT MESH POWER STRAP

- Unique mesh construction with weight-saving cut-outs.
- Beefy, 45mm width enhances shin contact, for a snugger fit and more precise and direct steering control.

### LIGHTWEIGHT BUCKLES CONSTRUCTION & DESIGN

- Each buckle weighs 37.5gr. vs 53.0gr. for a conventional buckle.
- Wire bail further reduces weight while closing the boot, snugly and firmly in place.



### WATERPROOF WEATHER SHIELD

- Locks out the wet and cold, keeps feet dry and warm.





**STRIDER ELITE 130 DYN**  
050P10 01 100 black



**soles:**  
Michelin Rubber Gripwalk® soles  
+ Archpad

<b>last (mm)</b>	<b>flex</b>
100	130

**size range**    **g/MP 26.5**  
24.5-31.0    1790

**liner type/style:**  
Laced 3D Cork Fit  
Primaloft® Lite

**technologies:**  
Infrared  
Tri-Fit Technology  
Dynafit Interfaces  
Hike Mechanism  
Strap 45mm  
Tri Force Construction



**STRIDER PRO 130 DYN**  
050P14 01 328 orange / black



**soles:**  
Michelin Rubber Gripwalk® soles  
+ Archpad

<b>last (mm)</b>	<b>flex</b>
100	130

**size range**    **g/MP 26.5**  
24.5-31.0    1910

**liner type/style:**  
Laced 3D Cork Fit  
Primaloft® Lite

**technologies:**  
Infrared  
Tri-Fit Technology  
Dynafit Interfaces  
Hike Mechanism  
Strap 45mm  
Tri Force Construction



**STRIDER 120 DYN**  
050P16 01 N31 orange / anthracite



**soles:**  
Gripwalk® soles + Archpad

<b>last (mm)</b>	<b>flex</b>
100	120

**size range**    **g/MP 26.5**  
24.5-31.0    1890

**liner type/style:**  
Laced 3D Cork Fit  
Primaloft® Lite

**technologies:**  
Infrared  
Tri-Fit Technology  
Dynafit Interfaces  
Hike Mechanism  
Strap 45mm  
Tri Force Construction



**STRIDER 115 W DYN**  
050P17 01 7A6 white / black / light blue



WOMEN'S

**soles:**  
Michelin Rubber Gripwalk® soles

<b>last (mm)</b>	<b>flex</b>
100	115

**size range**    **g/MP 24.5**  
22.5-27.5    1610

**liner type/style:**  
Laced 3D W Cork Fit  
Primaloft® Lite

**technologies:**  
Infrared  
Tri-Fit Technology  
Dynafit Interfaces  
Hike Mechanism  
Strap 45mm  
Tri Force Construction



**STRIDER 95 W DYN**  
050P20 01 3C3 pearl black / white / light blue



WOMEN'S

**soles:**  
Gripwalk® soles

<b>last (mm)</b>	<b>flex</b>
100	95

**size range**    **g/MP 24.5**  
22.5-27.5    1710

**liner type/style:**  
Laced 3D Cork W Fit  
Primaloft® Lite

**technologies:**  
Infrared  
Tri-Fit Technology  
Dynafit Interfaces  
Hike Mechanism  
Strap 45mm  
Tri Force Construction

# MICHELIN® RUBBER TECHNICAL SOLES

Building a hiking boot that hikes as well as a Nordica ski boot skis wasn't easy, which is why we invited Michelin® to design, develop and construct a revolutionary new sole for our Strider family of hike and ski boots. The result is a fully integrated toe, arch and heel system that delivers matchless adherence and traction on snow, ice and almost any obstacle skiers are likely to meet in the face of adventure.



FROM MICHELIN® LATITUDE X-ICE NORTH CAR WINTER TIRES  
TO NORDICA GRIPWALK® SOLES

## BENEFITS

- GRIP AND TRACTION ON ICY TERRAIN
- STABILITY & LATERAL CONTROL
- DURABILITY & WEAR RESISTANCE



- 1 CHAMFERS REDUCE DAILY WEAR AND TEAR
- 2 HIGH EDGES PROMOTE BETTER ADHERENCE
- 3 REINFORCING BRIDGE STRENGTHENS SCULPTURES
- 4 SCULPTURED ARCH PROVIDES STABILITY AND CONTROL WHEN WALKING ON UNEVEN SURFACES
- 5 MASSIVE SCULPTURES ON SHOULDERS PROVIDE LATERAL STABILITY
- 6 MULTI-FACETED SCULPTURES INCREASE BRAKING





# CRUISE

## ELEVATE YOUR EXPERIENCE




# THE CRUISE

## LIGHTEN UP, HAVE FUN.

### ADJUSTING BOOT VOLUME IS A SNAP

#### IVC: INSTEP VOLUME CONTROL

**ADJUST BOOT VOLUME - 4MM INSTANTLY.**  
With our double level Volume wedge/zeppa instep control system.



### SLEEK, LIGHTWEIGHT

#### ANATOMICAL SHAPE

Lightweight mono-injected shell powered by our proven tri-force frame technology.



### SOLE PROFILE

#### GRIPWALK® KIT READY

Thicker plastic sole enhances durability (RTL use).  
Soft sole inserts improve traction. Rockered toe & heel inserts enhance walking comfort.

5355  
ALPINE SOLE

GRIP  
WALK  
OPTION



inbox soles



soles with Gripwalk® kit

### EASY ON, EASY OFF EVERY TIME

#### DUAL EASY ENTRY, EASY EXIT FLAP



DOUBLE SOFT FLAP

OPENING IN  
STANDARD BOOTS  
+50%





**soles:**  
5355 Alpine High Traction  
double density PU

<b>last (mm)</b>	<b>flex</b>
104	120

**size range**    **g/MP 26.5**  
24.5-32.5        1940

**liner type/style:**  
Performance Fit Primaloft®

**technologies:**  
Instep Volume Control (IVC)  
Adjustable Cuff Profile (ACP)  
Velcro 35mm  
Full Alu Micro Buckles  
Easy Entry Soft Flap

**CRUISE 120**  
050640 00 N44   black / red / white



**soles:**  
5355 Alpine High Traction soles

<b>last (mm)</b>	<b>flex</b>
104	90

**size range**    **g/MP 26.5**  
24.5-32.5        1660

**liner type/style:**  
Comfort Fit

**technologies:**  
Instep Volume Control (IVC)  
Adjustable Cuff Profile (ACP)  
Velcro 35mm  
Full Alu Micro Buckles  
Easy Entry Soft Flap

**CRUISE 90**  
050648 00 5R6   anthracite / green / white



**soles:**  
5355 Alpine High Traction soles

<b>last (mm)</b>	<b>flex</b>
104	70

**size range**    **g/MP 26.5**  
24.5-32.5        1590

**liner type/style:**  
Comfort Fit

**technologies:**  
Instep Volume Control (IVC)  
Velcro 35mm  
Full Alu Micro Buckles  
Easy Entry Soft Flap

**CRUISE 70**  
050666 00 N99   black / white / red



**soles:**  
5355 Alpine High Traction  
double density PU

<b>last (mm)</b>	<b>flex</b>
104	85

**size range**    **g/MP 24.5**  
22.5-27.5        1800

**liner type/style:**  
Performance Fit W Primaloft®

**technologies:**  
Instep Volume Control (IVC)  
Adjustable Cuff Profile (ACP)  
Velcro 35mm  
Full Alu Micro Buckles  
Easy Entry Soft Flap

**CRUISE 85 W**  
050646 00 9N0   black / white / purple

WOMEN'S



**soles:**  
5355 Alpine High Traction soles

<b>last (mm)</b>	<b>flex</b>
104	75

**size range**    **g/MP 24.5**  
22.5-27.5        1550

**liner type/style:**  
Comfort Fit W

**technologies:**  
Instep Volume Control (IVC)  
Adjustable Cuff Profile (ACP)  
Velcro 35mm  
Full Alu Micro Buckles  
Easy Entry Soft Flap

**CRUISE 75 W**  
050652 00 5R7   pearl black / white / bronze

WOMEN'S



**soles:**  
5355 Alpine High Traction soles

<b>last (mm)</b>	<b>flex</b>
104	70

**size range**    **g/MP 26.5**  
24.5-32.5        1590

**liner type/style:**  
Comfort Fit

**technologies:**  
Instep Volume Control (IVC)  
Velcro 35mm  
Full Alu Micro Buckles  
Easy Entry Soft Flap

**THE CRUISE**  
050672 00 N99   black / white / red



**soles:**  
5355 Alpine High Traction soles

<b>last (mm)</b>	<b>flex</b>
104	65

**size range**    **g/MP 24.5**  
22.5-27.5        1480

**liner type/style:**  
Comfort Fit W

**technologies:**  
Instep Volume Control (IVC)  
Velcro 35mm  
Full Alu Micro Buckles  
Easy Entry Soft Flap

**CRUISE 65 W**  
050670 00 7T6   black / white / light blue

WOMEN'S



**soles:**  
5355 Alpine High Traction soles

<b>last (mm)</b>	<b>flex</b>
104	55

**size range**    **g/MP 24.5**  
22.5-27.5        1480

**liner type/style:**  
Comfort Fit W

**technologies:**  
Instep Volume Control (IVC)  
Velcro 35mm  
Full Alu Micro Buckles  
Easy Entry Soft Flap

**THE CRUISE 55 S W**  
050697 00 9E6   black / white / fushia

WOMEN'S



# IT'S FAMILY TIME.



We believe that skiing is a gift that's meant be shared with those we treasure most. Whether it's our lifestyle, a winter weekend activity, an annual vacation or a special event, there's no better way of introducing children to a real magic kingdom, in the mountains. Skiing lets us play together, as a family, outdoors. It rewards us with joy and satisfaction every time we slide, upright, down a hill, however big or small. Skiing can help us overcome our fears and make us laugh when we stumble and fall. And laughter is wonderful medicine. Skiing also inspires us to get back up and never quit, even long after we've finally gotten it right.

Skiing teaches us to be patient, responsible and respectful; not just with ourselves, but with others, our equipment and, the environment. As we grow and learn where the best snow is, where the best deals and who the best instructors, guides, shops and technicians are, skiing also lets us share, so that others can reap as well.

But no matter how expert we are, we can all have fun in the mountains, on the snow. Especially when we're skiing together as a family.





# JUNIOR SKI BOOTS

## DEDICATED TO SHARING THE JOY



# WEIGHT ADJUSTMENT SWITCH

## DISCOVER YOUR MOUNTAIN MAMMAL - THE ALL NEW SMART WEIGHT ADJUSTMENT SWITCH

### FITTING THE BOOTS HAS NEVER BEEN SO FUN!

The new Nordica game scale makes boot fitting fun by letting kids discover their mountain mammal. With this unique and simple tool you will be able to quickly and accurately determine the right size and weight measurement to assure the best fit every time. Standard weight display on the back to help retailers set bindings simultaneously.

### THE BIRDS



15.5  
OWL



16.5  
RAVEN



17.5  
EAGLE



18.5  
LEOPARD



19.5  
PANTHER



20.5  
LION



21.5  
CROCODILE



22.5  
RHINO



23.5  
ELEPHANT

### THE PREDATORS

### THE GIANTS



## ALL-NEW SMART WEIGHT ADJUSTMENT SWITCH

BOOT FLEX ADJUSTABLE TO MATCH EACH CHILD'S INDIVIDUAL NEEDS.



SAME AGE & FOOT SIZE  
> 45 LB DIFFERENCE FROM 'A' TO 'G'

## 1, 2, 3 CUSTOM FLEX

1 BOOT. 3 FLEX SETTINGS.  
NEVER TOO SOFT. NEVER TOO STIFF.

Simple adjustment softens or stiffens fore & aft flex, improving control, on-snow performance and increases fun.

I Under 55 lbs

II 56 - 100 lbs

III 100 lbs +







**SPEEDMACHINE J 70**  
050751 02 741 black / red

**soles:**  
5355 High Traction soles  
**last (mm)**    **flex**  
JR                70  
**size range**    **g/MP 23.5**  
22.0-28.0      1570  
**liner type/style:**  
Comfort Fit Jr Primaloft®  
**technologies:**  
Strap 30 mm  
Micro Adj. Buckles  
PU Shell Construction



**SPEEDMACHINE J4**  
050790 02 741 black / red

**soles:**  
5355 High Traction soles  
**last (mm)**    **flex**  
JR                50  
**size range**    **g/MP 21.5**  
18.0-26.5      1150  
**liner type/style:**  
Comfort Fit  
**technologies:**  
Strap 25 mm  
Micro Adj. Buckles



**SPEEDMACHINE J3**  
050860 00 741 black / red

**soles:**  
5355 High Traction soles  
**last (mm)**    **flex**  
JR                35-45  
**size range**    **g/MP 21.5**  
20.0-26.5      860  
**liner type/style:**  
Comfort Fit  
**technologies:**  
Full Alu Buckles  
Easy Entry Soft Flap  
Weight Adjuster



**SPEEDMACHINE J4 GIRL**  
050791 02 6A9 light blue / white

**soles:**  
5355 High Traction soles  
**last (mm)**    **flex**  
JR                50  
**size range**    **g/MP 21.5**  
18.0-26.5      1150  
**liner type/style:**  
Comfort Fit  
**technologies:**  
Strap 25 mm  
Micro Adj. Buckles



**SPEEDMACHINE J3 GIRL**  
050870 00 6A9 light blue / white

**soles:**  
5355 High Traction soles  
**last (mm)**    **flex**  
JR                35-45  
**size range**    **g/MP 21.5**  
20.0-26.5      860  
**liner type/style:**  
Comfort Fit  
**technologies:**  
Full Alu Buckles  
Easy Entry Soft Flap  
Weight Adjuster



**SPEEDMACHINE J2**  
050862 00 741 black / red

**soles:**  
5355 High Traction soles  
**last (mm)**    **flex**  
JR                35-45  
**size range**    **g/MP 18.5**  
16.5-23.5      710  
**liner type/style:**  
Comfort Fit  
**technologies:**  
Full Alu Buckles  
Easy Entry Soft Flap  
Weight Adjuster



**SPEEDMACHINE J1**  
050864 00 741 black / red

**soles:**  
5355 High Traction soles  
**last (mm)**    **flex**  
JR                25  
**size range**    **g/MP 16.0**  
14.5-19.5      680  
**liner type/style:**  
Comfort Fit  
**technologies:**  
Ratchet



**DOBERMANN GP 60**  
050754 02 100 black

**soles:**  
5355 High Traction soles  
**last (mm)**    **flex**  
JR                60  
**size range**    **g/MP 23.5**  
18.0-28.0      1400  
**liner type/style:**  
Comfort Fit  
**technologies:**  
Strap 25 mm  
Micro Adj. Buckles



**SPEEDMACHINE J2 GIRL**  
050872 00 6A9 light blue / white

**soles:**  
5355 High Traction soles  
**last (mm)**    **flex**  
JR                35-45  
**size range**    **g/MP 18.5**  
16.5-23.5      710  
**liner type/style:**  
Comfort Fit  
**technologies:**  
Full Alu Buckles  
Easy Entry Soft Flap  
Weight Adjuster



**SPEEDMACHINE J1 GIRL**  
050874 00 6A9 light blue / white

**soles:**  
5355 High Traction soles  
**last (mm)**    **flex**  
JR                25  
**size range**    **g/MP 16.0**  
14.5-19.5      680  
**liner type/style:**  
Comfort Fit  
**technologies:**  
Ratchet





# SKI COLLECTION




**NEW NORDICA**  
**ENFORCER**

**ENFORCER REINVENTED.**

Building off the proven Nordica Enforcer platform and listening to our customers, athletes, ambassadors, and test team, we are adding to the franchise. Add five years of testing coupled with our learnings, knowhow and new technologies, we now have the opportunity to update and enhance the legendary Enforcer 100 and 93. With more sizes and better lengths, we are refining perfection and pushing the limits of all mountain legendary performance. Meet the new Enforcer 100 and Enforcer 94.

**THE ROAD**  
**TO PERFECTION.**





# THE PERFECT BLEND

## ROCKER + CAMBER + SIDECUT + CONSTRUCTION

Designed for those who embrace the entire mountain, the Enforcer series is the most versatile and advanced line of skis we've ever made. Lighter, smoother and more balanced than ever, they're fine-tuned for all mountain fun in all conditions. Thanks to refined rocker depth, and Enforcer true tip technology and carbon-reinforced chassis, they deliver exceptional power and stability while offering a smoother, livelier and easier ride.

### NEW SHAPE BETTER PERFORMANCE

MORE CONSISTENCY THROUGHOUT SIZES  
REFINED ROCKER DEPTH PER SIZE  
BETTER LENGTHS  
MORE PLEASURE

### TRUE TIP TECHNOLOGY

By trimming the amount of heavy ABS plastic in the tip and extending the lightweight wood core into this area with a taper that further reduces weight, we were able to increase playfulness and manoeuvrability of the ski while maintaining the classic powerful and stable feel that we all love so much.

OBSESSED WITH PERFECTION




### ENFORCER SERIES

#### ENERGY 2 TITANIUM CONSTRUCTION

Race-inspired technology full wood core with two sheets of metal over the edges. Top end power transmission, torsional stability, and edge grip.

### CARBON REINFORCED CHASSIS

Our new carbon-reinforced chassis weighs about 35% less than traditional glass. Fulllength carbon strips not only reduce the chassis' weight, they also increase the ski's strength and stability. The result is a stronger, lighter, more stable Enforcer that's also more playful and versatile.



### ENFORCER FREE

#### EMBRACE FREEDOM

Made for progressive skiers who embrace the entire mountain, the Enforcer Free is out to change the game. Inspired by our legendary Enforcer collection, these skis channel its trademark power and performance into playful designs tailored for freeriding and softer snow. Crafted to perfection with the perfect blend of rocker, camber and sidecut, they not only deliver a plush and playful ride, they also provide a surfy feel that's easy to steer and at home in soft snow. Whether pursuing powder, busting through crud, or simply rallying all over the mountain, the skis in the Enforcer Free collection are all mountain artists with a freeride spirit.

### ENFORCER

#### IT'S TIME TO PLAY

At home on any terrain whether you are laying down turns on groomers, blasting through crud, or just exploring the entire resort, you will be blown away (or amazed) by the Enforcer series. It is the most versatile and advanced line of all mountain skis we've ever made. Armed with the perfect blend of craftsmanship, its thirst for speed and affection for carving combined with exceptional power and stability offer a smooth and playful ride tailored for trails.



ENFORCER 115 FREE




ENFORCER 110 FREE



ENFORCER 104 FREE



ENFORCER 100



ENFORCER 94



ENFORCER 88





**ENFORCER  
115 FREE**

black / white / blue  
0A0300 00 001

**sizes:**

191

**sidecut (by size):**

143-115-132

**radius (by size):**

21.5

**ski construction:**

Energy 2 TI

**camRock:**

Powder Rocker Profile



**ENFORCER  
110 FREE**

black / red / blue  
0A0302 00 001

**sizes:**

169 · 177 · 185 · 191

**sidecut (by size):**

139-110-128 (169) ·

140-110-129 (177-191)

**radius (by size):**

15.5 (169) · 16.5 (177) ·

18.5 (185) · 20.5 (191)

**ski construction:**

Energy 2 TI

**camRock:**

Powder Rocker Profile



**ENFORCER  
104 FREE**

black / orange / blue  
0A0304 00 001

**sizes:**

165 · 172 · 179 · 186 · 191

**sidecut (by size):**

133-104-122 (165) ·

134-104-123 (172) ·

134.5-104-123.5 (179) ·

135-104-124 (186-191)

**radius (by size):**

16 (172) · 16.5 (172) ·

17.5 (179) · 18.5 (186) ·

19.5 (191)

**ski construction:**

Energy 2 TI

**camRock:**

Powder Rocker Profile



**ENFORCER  
100**

blue / red  
0A0306 00 001

**sizes:**

165 · 172 · 179 · 186 · 191

**sidecut (by size):**

131-100-118 (165) ·

132-100-120 (172) ·

132.5-100-120.5 (179) ·

133-100-121 (186) ·

133.5-100-121.5 (191)

**radius (by size):**

15.6 (165) · 16.3 (172) ·

17.3 (179) · 18.4 (186) ·

19.4 (191)

**ski construction:**

Energy 2 TI

**camRock:**

All Mountain Rocker Profile



**ENFORCER  
94**

black / red  
0A0308 00 001

**sizes:**

165 · 172 · 179 · 186 · 191

**sidecut (by size):**

125.5-94-112.5 (165) ·

126.5-94-114.5 (172) ·

127-94-115.5 (179) ·

127.5-94-115.5 (186) ·

128-94-116(191)

**radius (by size):**

15.5 (165) · 16.1 (172) ·

17.1 (179) · 18.2 (186) ·

19.1 (191)

**ski construction:**

Energy 2 TI

**camRock:**

All Mountain Rocker Profile



**ENFORCER  
88**

black / white  
0A0310 00 001

**sizes:**

165 · 172 · 179 · 186

**sidecut (by size):**

119-88-107 (165) · 121-88-109 (172) ·

121.5-88-109.5 (179) · 122-88-110 (186)

**radius (by size):**

15 (165) · 15.5 (172) ·

16.5 (179) · 17.5 (186)

**ski construction:**

Energy 2 TI

**camRock:**

All Mountain Rocker Profile



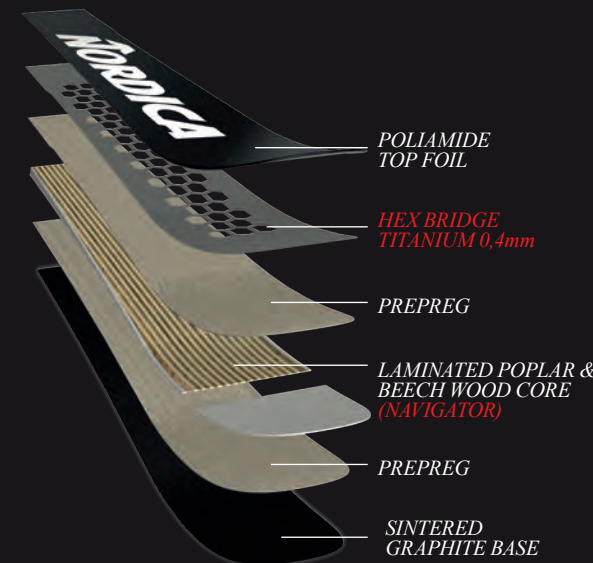
# ANY TRAIL. ANYTIME. NAVIGATOR



## TITANIUM HEX BRIDGE

The powerful yet playful progeny of our go-anywhere, tackle-anything Enforcer, the Navigators are designed to give experts and intermediates the tools and confidence they need to tame any trail and explore the mountain like never before. Each model incorporates traditional shapes used in our Dobermann® race skis to help skiers carve effortless arcs on trails and maintain excellent grip on hard snow. True to its 'freeski' roots, the Navigator's playful nature also lets skiers whoop it up in soft, mixed conditions, trees and bumps.

## TITANIUM HEX BRIDGE CONSTRUCTIONS NAVIGATOR



## LINKING FORMIDABLE POWER WITH ENERGY- SAVING LIGHTNESS

A full sheet of Titanium with a hexagonal bridge reduces weight while maintaining torsional strength through physics and geometry.

### BENEFITS

- MORE DIRECT AND PRECISE ENERGY TRANSMISSION INCREASES EDGE GRIP
- DAMPENS UNWANTED VIBRATIONS AND CHATTER ON HARD SNOW AND AT HIGH SPEEDS
- GENERATES MORE ENERGY AND REBOUND AT THE END OF THE TURN

## ENFORCER INSPIRED TIP EARLY RISE BLUNT NOSE TIP SHAPE FOR LIMITLESS VERSATILITY

- MORE FLOTATION IN POWDER
- BETTER ABSORPTION IN BUMPS AND CRUD
- EASY TURN INITIATION

## DOBERMANN INSPIRED TAIL SQUARED OFF TAIL SHAPE FOR ON TRAIL PERFORMANCE

- MORE CARVING POWER AND STABILITY, ESPECIALLY AT THE END OF THE TURN
- INCREASED EDGE GRIP
- EFFORTLESS TRANSITIONS
- MAXIMUM CONTROL



## NAVIGATOR 85

blue  
0A0284 00 001

sizes:  
165 · 172 · 179 · 186

sidecut (by size):  
120-84-105 (165) · 123-85-108 (172) ·  
124-85-109 (179) · 125-85-110 (186)

radius (by size):  
15 (165) · 15.5 (172) ·  
16.5 (179) · 17.5 (186)

ski construction:  
Energy TI Hex Bridge

camRock:  
All Mountain Rocker Profile

## ALL MOUNTAIN / MOUNTAIN ACTIVE / NAVIGATOR



## NAVIGATOR 80

red  
0A0286 00 001

sizes:  
158 · 165 · 172 · 179

sidecut (by size):  
114-78-99 (158) · 115-79-100 (165) ·  
117-79-102 (172) · 119-80-104 (179)

radius (by size):  
14 (158) · 15 (165) ·  
15.5 (172) · 16.5 (179)

ski construction:  
Energy TI Hex Bridge

camRock:  
All Mountain Rocker Profile



## NAVIGATOR 80 CA FDT

black / orange  
0A0287 SA 001 TP2 COMPACT 10 FDT

sizes:  
151 · 158 · 165 · 172 · 179

sidecut (by size):  
113-78-98 (151) · 114-78-99 (158) ·  
115-79-100 (165) · 117-79-102 (172) ·  
119-80-104 (179)

radius (by size):  
13 (151) · 14 (158) · 15 (165) ·  
15.5 (172) · 16.5 (179)

DIN setting:  
3-10 ML

system:  
FDT Freeride Plate

ski construction:  
Energy CA

camRock:  
All Mountain Rocker Profile



## NAVIGATOR 75 CA FDT

black / red  
0A0288 SA 001 TP2 COMPACT 10 FDT

sizes:  
150 · 156 · 162 · 168 · 174

sidecut (by size):  
123-75-103 (150) ·  
124-75-104 (156-162) ·  
125-75-105 (168-174)

radius (by size):  
12 (150) · 12.5 (156) · 13.5 (162) ·  
14.5 (168) · 15.5 (174)

DIN setting:  
3-10 ML

system:  
FDT Freeride Plate

ski construction:  
Composite Wood

camRock:  
On Piste Rocker Profile



# EXPAND YOUR PLAYGROUND. **SOUL RIDER**

**NORDICA**

ALL MOUNTAIN / **FREESKI** / SOUL RIDER



## **SOUL RIDER 97**

black / orange  
0A0322 00 001

### sizes:

169 · 177 · 185

### sidecut (by size):

134-97-124

### radius (by size):

14.5 (169) ·

16.5 (177) ·

18.5 (185)

### ski construction:

Energy CA

### camRock:

Twin Rocker Profile



## **SOUL RIDER 87**

black / green  
0A0324 00 001

### sizes:

169 · 177 · 185

### sidecut (by size):

124-87-114

### radius (by size):

15 (169) ·

16.5 (177) ·


18.5 (185)

### ski construction:

Energy CA

### camRock:

Twin Rocker Profile



## **SOUL RIDER 84**

blue / green  
0A0326 00 001

### sizes:

149 · 156 · 163 · 170 · 177

### sidecut (by size):

116-82-105 (149-156) ·

120-84-109 (163-177)

### radius (by size):

14.5 (149) · 15.5 (156) ·

16.5 (163) · 17.5 (170) ·

18.5 (177)

### ski construction:

Energy CA

### camRock:


Twin Rocker Profile





SKI COLLECTION

# RACE ON PISTE



Dobermann®  
Series



# DOBERMANN

## IT'S ALL ABOUT THE SHAPE.



### GR400 CARBON GLASS LAYERS

- ADD REINFORCEMENT
- REDUCES WEIGHT (260 GRAMS/PAIR)
- CREATE THE MOST PLAYFUL RACING SKIS WE'VE EVER CRAFTED

### FULL WOOD CORE & PHENOL SIDEWALLS

- SMOOTHER, DAMPER RIDE
- MAXIMIZE EDGE GRIP
- IMPROVE DURABILITY

### RECOIL POWER PLATE

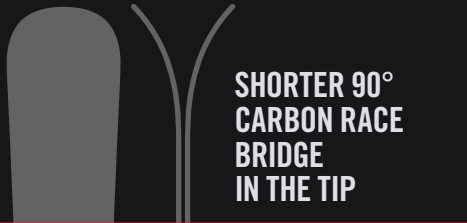
#### UNLOCKS THE SKI'S TRUE POTENTIAL

Inspired by the most successful plate on the World Cup, the Marker Piston. Allows the ski to flex naturally making it more lively, playful and powerful.

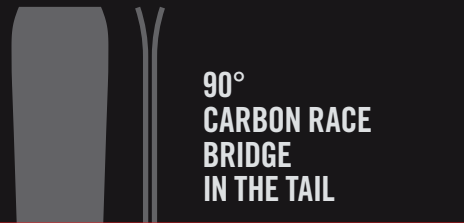
- RACE-INSPIRED PLATE
- FDT TECHNOLOGY
- IMPROVES FLEX
- SMOOTHER POWER TRANSITIONS
- FACILITATES BINDING ADJUSTMENTS

### CARBON RACE BRIDGE 2.0

- STRENGTHENS TIP & TAIL
- IMPROVES TORSIONAL STABILITY
- INCREASES EDGE GRIP
- INCREDIBLY POWERFUL & PREDICTABLE TURNS



SHORTER 90°  
CARBON RACE  
BRIDGE  
IN THE TIP



90°  
CARBON RACE  
BRIDGE  
IN THE TAIL

### RACE-ON PISTE / DOBERMANN

#### DOBERMANN GSR RB ELITE FDT

black / red  
0A0227 KA 001 Xcell 14 FDT

sizes:  
170 · 175 · 180 · 185

sidecut (by size):  
113.5-69-96.5 (170-175) ·  
114-69-97 (180-185)

radius (by size):  
17.5 (170) · 18.5 (175) ·  
19.5 (180) · 20.5 (185)

DIN setting:  
4-14 TCX

system:  
FDT Recoil Power Plate Pro

ski construction:  
Energy 2 TI Carbon Race Bridge

camRock:  
Full Camber Profile



#### DOBERMANN SLR RB ELITE FDT

black / red  
0A0231 KA 001 Xcell 14 FDT

sizes:  
155 · 160 · 165 · 170

sidecut (by size):  
119-69-103 (155-160) ·  
120-69-104 (165-170)

radius (by size):  
11.5 (155) · 12.5 (160) ·  
13 (165) · 14 (170)

DIN setting:  
4-14 TCX

system:  
FDT Recoil Power Plate Pro

ski construction:  
Energy 2 TI Carbon Race Bridge

camRock:  
Full Camber Profile



#### DOBERMANN SLC FDT

black / red  
0A0234 NA 001 TPX 12 FDT

sizes:  
155 · 160 · 165 · 170

sidecut (by size):  
119-69-103 (155-160) ·  
120-69-104 (165-170)

radius (by size):  
11.5 (155) · 12.5 (160) ·  
13 (165) · 14 (170)

DIN setting:  
4-12 TC

system:  
FDT Recoil Power Plate Pro

ski construction:  
Energy 2 TI Carbon Race Bridge

camRock:  
Full Camber Profile





# DOBERMANN SPITFIRE

## THE FIRST MULTI-RADIUS SKI

### TWO SOULS. ONE SKI.

This very special style of skis is possible thanks to the multi-radius concept that belongs to this ski since the beginning. Nordica in fact, with the Spitfire line, was the first ski brand to introduce the multi-radius concept taking the shape of our SL skis to develop tips and tails, and GS body. This makes the skis more reactive edge to edge, easy to get into the turn, but way more stable and playful during the turn. Nowadays multi-radius is one of the key features of the majority of the skis on the market, and we are still following this trend. Construction comes directly from the WC experience, with sidewall and sandwich construction. Woodcore is a synonymous of quality, and the single sheet of titanal makes it stronger and more stable.

### ALL DAY RACING PROVEN SLR & GSR TECHNOLOGY INSIDE

#### NORDICA RECOIL POWER PLATE

- DAMPENS VIBRATIONS EFFECTIVELY,
- INCREASES EDGE ANGLE SUBSTANTIALLY,
- TRANSMITS ENERGY MORE DIRECTLY.
- SPITFIRE 70 PRO AVAILABLE ALSO WITH PISTON PLATE SETUP

#### BUILT-IN VERSATILITY

EASY TURNING SLR  
TIP PERFECTLY PAIRED WITH A STIFF,  
POWERFUL GSR SIDECUT

#### BUILT-IN PLAYFULNESS

CARBON RACING BRIDGE INSERTS  
LIGHTEN TIPS 15 -35%  
MAKING SKIS QUICKER & EASIER TO DRIVE

#### DOBERMANN SRL TIP



#### DOBERMANN GSR SIDECUT



#### DOBERMANN SPITFIRE



### RACE-ON PISTE / DOBERMANN SPITFIRE

#### DOBERMANN SPITFIRE 80 RB FDT

black / red  
0A0236 LB 001

##### sizes:

156 · 162 · 168 · 174 · 180

##### sidecut (by size):

128-80-108 (156-162) ·

130-80-110 (168-180)

##### radius (by size):

13.5 (156) · 14.5 (162) ·

15 (168) · 16 (174) ·

17 (180)

##### DIN setting:

4-12 TCX

##### system:

FDT Recoil Power Plate Pro

##### ski construction:

Energy 2 TI Carbon Race Bridge

##### camRock:

Full Camber Profile



#### DOBERMANN SPITFIRE 76 RB FDT

black / green  
0A0238 LC 001 Xcell 12 FDT

##### sizes:

156 · 162 · 168 · 174 · 180

##### sidecut (by size):

124-76-104 (156-162) ·

126-76-106 (168-180)

##### radius (by size):

13.5 (156) · 14.5 (162) ·

15 (168) · 16 (174) ·

17 (180)

##### DIN setting:

4-12 TCX

##### system:

FDT Recoil Power Plate Pro

##### ski construction:

Energy 2 TI Carbon Race Bridge

##### camRock:

Full Camber Profile



#### DOBERMANN SPITFIRE 72 RB FDT

black / red  
0A0240 LB 001 Xcell 12 FDT

##### sizes:

156 · 162 · 168 · 174 · 180

##### sidecut (by size):

120-72-100 (156-162) ·

122-72-102 (168-180)

##### radius (by size):

13.5 (156) · 14.5 (162) ·

15 (168) · 16 (174) ·

17 (180)

##### DIN setting:

4-12 TCX

##### system:

FDT Recoil Power Plate Pro

##### ski construction:

Energy 2 TI Carbon Race Bridge

##### camRock:

Full Camber Profile







**DOBERMANN  
SPITFIRE 70 PRO FDT**

grey / black  
**0A0242 NA 001** TPX 12 FDT

**sizes:**  
155 · 160 · 165 · 170 · 175 · 180

**sidecut (by size):**  
120-72-100 (156-162) ·  
122-72-102 (168-180)

**radius (by size):**  
14 (155) · 14.5 (160) ·  
15 (168) · 16 (174) ·  
17 (180)

**DIN setting:**  
4-12 TCX

**system:**  
FDT Recoil Power Plate

**ski construction:**  
Energy 2 TI

**camRock:**  
Full Camber Profile



**SPITFIRE  
CA FDT**

blue / grey  
**0A0246 SA 001** TP2 COMPACT 10 FDT

**sizes:**  
150 · 156 · 162 · 168 · 174

**sidecut (by size):**  
120-72-100 (156-162) ·  
122-72-102 (168-180)

**radius (by size):**  
12.5 (150) · 13.5 (156) ·  
14.5 (162) · 15 (168) ·  
16 (174)

**DIN setting:**  
3-10 ML

**system:**  
FDT Recoil Power Plate

**ski construction:**  
Energy 2 TI

**camRock:**  
Full Camber Profile



**SPITFIRE  
75 FDT**

red / black  
**0A0248 SA 001** TP2 COMPACT 10 FDT

**sizes:**  
144 · 150 · 156 · 162 · 168 · 174

**sidecut (by size):**  
120-72-100 (156-162) ·  
122-72-102 (168-180)

**radius (by size):**  
11 (144) · 12 (150) · 12.5 (156) ·  
13.5 (162) · 14.5 (168) ·  
15.5 (174)

**DIN setting:**  
3-10 ML

**system:**  
FDT Recoil Power Plate

**ski construction:**  
Energy 2 TI

**camRock:**  
Full Camber Profile



**SPITFIRE  
73 FDT**

grey / red  
**0A0250 SA 001** TP2 COMPACT 10 FDT

**sizes:**  
144 · 150 · 156 · 162 · 168 · 174

**sidecut (by size):**  
120-72-100 (156-162) ·  
122-72-102 (168-180)

**radius (by size):**  
12 (144) · 12.5 (150) · 13 (156) ·  
13.7 (162) · 14.6 (168) ·  
15.5 (174)

**DIN setting:**  
3-10 ML

**system:**  
FDT Recoil Power Plate

**ski construction:**  
Energy 2 TI

**camRock:**  
Full Camber Profile







# NEW NORDICA SANTA ANA

## DIFFERENT DESIGNS FOR DIFFERENT LINES

From first chair to last, the Santa Ana delivers serious fun. Crafted for women who ski the entire mountain, it provides a smooth and powerful ride. And thanks to a design that's incredibly balanced and versatile, it inspires confidence in all terrain and conditions. The new construction and shape combine true tip technology, carbon reinforced chassis, specific terrain metal core and updated sizing to deliver stability where you want it and flexibility where you need it. This creates a ski that's especially playful and easy to maneuver. Whether blasting through glades on a powder day or skiing groomers with friends, trust is the name of the game.

**INSPIRE  
CONFIDENCE.**





# WHICH SANTA ANA INSPIRES YOU? DIFFERENT DESIGNS FOR DIFFERENT LINES

## TERRAIN SPECIFIC METAL

With its carbon-reinforced layer and new Terrain Specific Metal sized uniquely to each ski width, it provides stability where you need it and flexibility where you want it.

### SANTA ANA FREE

**BORNFREE**  
Crafted for women who ski the entire mountain, the Santa Ana Free collection redefines all mountain versatility and fun. Thanks to its incredibly balanced design and construction, the Santa Ana provides a smooth surfy feel that's easy to steer and at home in soft snow. Whether pursuing powder, busting through crud, or simply rallying all over the mountain, the skis in the Santa Ana Free are the pure essence of freeride freedom. Now ski anything. Your way.

**THE WIDER - THE MORE MANEUVERABLE**

**EASIER TO NAVIGATE THROUGH VARIABLE  
TERRAIN AND IN SOFT SNOW**  
(PLAYFUL AND FUN)

### SANTA ANA

**FUEL YOUR PASSION**  
From first run to last, the Santa Ana delivers serious all mountain fun. Its perfectly balanced design and construction, including a narrower platform, deliver quicker edge-to-edge transitions and better grip for more precise carving. The terrain specific metal core provides stability where you want it and flexibility where you need it. Quick and nimble, the Santa Ana is our strongest, lightest and most playful all mountain women ski ever. Now go ahead, fuel your passion and ski anything. Your way.

**THE NARROWER - THE MORE ON TRAIL PRECISION**

**MORE POWER, MORE STRENGTH ON HARD SNOW**  
(QUICKER EDGE-TO-EDGE, BETTER GRIP)







**SANTA ANA  
110 FREE**

white / teal  
0A0312 00 001

**sizes:**  
161 · 169 · 177  
**sidecut (by size):**  
138-110-127 (161) ·  
139-110-128 (169) ·  
140-110-129 (177)  
**radius (by size):**  
14.5 (161) · 15.5 (169) · 16.5 (177)  
**ski construction:**  
Energy TI Balsa  
**camRock:**  
Powder Rocker Profile



**SANTA ANA  
104 FREE**

black / teal  
0A0314 00 001

**sizes:**  
158 · 165 · 172 · 179  
**sidecut (by size):**  
132-104-121 (158) ·  
133-104-122 (165) ·  
134-104-123 (172) ·  
134.5-104-123.5 (179)  
**radius (by size):**  
15.5 (158) · 16 (165) ·  
16.5 (172) · 17.5 (179)  
**ski construction:**  
Energy TI Balsa  
**camRock:**  
Powder Rocker Profile



**SANTA ANA  
98**

blue / mint  
0A0316 00 001

**sizes:**  
151 · 158 · 165 · 172 · 179  
**sidecut (by size):**  
130-98-117 (151) ·  
130.5-98-117.5 (158) ·  
131-98-118 (165) ·  
132-98-120 (172) ·  
132.5-98-120.5 (179)  
**radius (by size):**  
13.4 (151) · 14.5 (158) · 15.6 (165) ·  
16.3 (172) · 17.3 (179)  
**ski construction:**  
Energy TI Balsa  
**camRock:**  
All Mountain Rocker Profile



**SANTA ANA  
93**

blue / raspberry  
0A0318 00 001

**sizes:**  
151 · 158 · 165 · 172 · 179  
**sidecut (by size):**  
124.5-93-111.5 (151) ·  
125-93-112 (158) ·  
125.5-93-112.5 (165) ·  
126.5-93-114.5 (172) ·  
127-93-115.5 (179)  
**radius (by size):**  
13.3 (151) · 14.4 (158) · 15.5 (165) ·  
16.1 (172) · 17.1 (179)  
**ski construction:**  
Energy TI Balsa  
**camRock:**  
All Mountain Rocker Profile



**SANTA ANA  
88**

blue / grey  
0A0320 00 001

**sizes:**  
151 · 158 · 165 · 172  
**sidecut (by size):**  
118-88-106 (151) ·  
118.5-88-106.5 (158) ·  
119-88-107 (165) ·  
121-88-109 (172)  
**radius (by size):**  
13 (151) · 14 (158) ·  
15 (165) · 15.5 (172) ·  
**ski construction:**  
Energy TI Balsa  
**camRock:**  
All Mountain Rocker Profile





ANY TRAIL. ANYTIME.

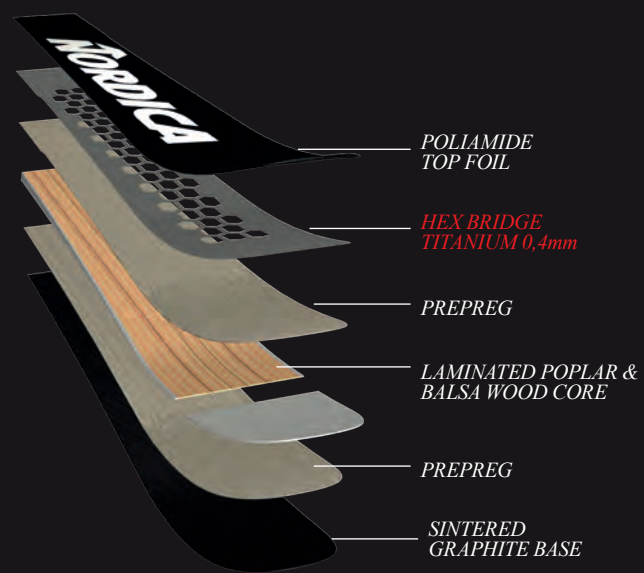
ASTRAL



TITANIUM HEX BRIDGE

The powerful yet playful progeny of our go-anywhere, tackle-anything Santa Ana, the Astrals are designed to give experts and intermediates the tools and confidence they need to tame any trail and explore the mountain like never before. Each model incorporates traditional shapes used in our Dobermann® race skis to help skiers carve effortless arcs on trails and maintain excellent grip on hard snow. True to its 'freiski' roots, the Astral's playful nature also lets skiers whoop it up in soft, mixed conditions, trees and bumps.

TITANIUM HEX BRIDGE CONSTRUCTIONS



THE GENIUS OF BALSAM FOR ASTRAL

**BELLES** EXCEPTIONALLY LIGHT AND SUSTAINABLE BALSAM WOOD YIELDS AN EXCEPTIONALLY STRONG, LIGHTWEIGHT AND DAMP CORE

LINKING FORMIDABLE POWER WITH ENERGY- SAVING LIGHTNESS

A full sheet of Titanium with a hexagonal bridge reduces weight while maintaining torsional strength through physics and geometry.

- BENEFITS**
- MORE DIRECT AND PRECISE ENERGY TRANSMISSION INCREASES EDGE GRIP
  - DAMPENS UNWANTED VIBRATIONS AND CHATTER ON HARD SNOW AND AT HIGH SPEEDS
  - GENERATES MORE ENERGY AND REBOUND AT THE END OF THE TURN

SANTA ANA INSPIRED TIP  
EARLY RISE BLUNT NOSE TIP SHAPE FOR LIMITLESS VERSATILITY

- MORE FLOTATION IN POWDER
- BETTER ABSORPTION IN BUMPS AND CRUD
- EASY TURN INITIATION

SENTRA INSPIRED TAIL  
SQUARED OFF TAIL SHAPE FOR ON TRAIL PERFORMANCE

- MORE CARVING POWER AND STABILITY, ESPECIALLY AT THE END OF THE TURN
- INCREASED EDGE GRIP
- EFFORTLESS TRANSITIONS
- MAXIMUM CONTROL



ASTRAL 84

purple / blue  
0A0290 00 001

- sizes:**  
144 · 151 · 158 · 165 · 172
- sidecut (by size):**  
118-84-103 (144) · 119-84-104 (151) · 120-84-105 (158-165) · 123-85-108 (172)
- radius (by size):**  
12 (144) · 13 (151) · 14 (158) · 15 (165) · 15.5 (172)
- ski construction:**  
Balsa TI Hex Bridge
- camRock:**  
All Mountain Rocker Profile



ASTRAL 78

grey / teal  
0A0292 00 001

- sizes:**  
144 · 151 · 158 · 165
- sidecut (by size):**  
112-78-97 (144) · 113-78-98 (151) · 114-78-99 (158) · 115-79-100 (165)
- radius (by size):**  
12 (144) · 13 (151) · 14 (158) · 15 (165)
- ski construction:**  
Balsa TI Hex Bridge
- camRock:**  
All Mountain Rocker Profile



ASTRAL 78 CA FDT

purple / blue  
0A0293 SB 002 TP2 COMPACT 10 FDT

- sizes:**  
144 · 151 · 158 · 165
- sidecut (by size):**  
112-78-97 (144) · 113-78-98 (151) · 114-78-99 (158) · 115-79-100 (165)
- radius (by size):**  
12 (144) · 13 (151) · 14 (158) · 15 (165)
- DIN setting:**  
3-10 ML
- system:**  
FDT Freeride Plate
- ski construction:**  
Energy CA
- camRock:**  
All Mountain Rocker Profile



ASTRAL 74 CA FDT

green / blue  
0A0294 SB 002 TP2 COMPACT 10 FDT

- sizes:**  
138 · 144 · 150 · 156 · 162 · 168
- sidecut (by size):**  
123-75-103 (138-150) · 124-75-104 (156-162) · 125-75-105 (168)
- radius (by size):**  
10 (138) · 11 (144) · 12 (150) · 12.5 (156) · 13.5 (162) · 14.5 (168)
- DIN setting:**  
3-10 ML
- system:**  
FDT Freeride Plate
- ski construction:**  
Composite Wood
- camRock:**  
On Piste Rocker Profile



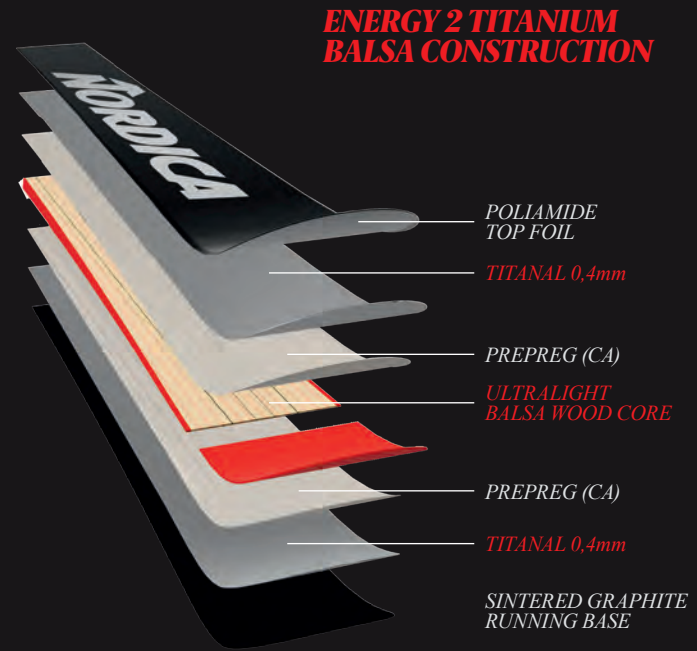
EFFORTLESS. CHIC.  
SENTRA



WOMEN'S HIGH  
PERFORMANCE MEETS  
THE POWER OF Balsa

**Balsa the lightest ecological and performing wood core**  
**Balsa Core Lightweight Technology**  
Designed for the on trail enthusiast looking for smooth and effortless all day carving. The Sentra series brings new light to the term high performance. Superior power and edge grip for hard snow stability with a lightweight and playful attitude, these skis are sure to give you confidence wherever your adventures may take you.

**A microlam designed exclusively for women**  
The Balsa Core is a microlam construction made up of many thin balsa wood stringers stacked side by side, which provide a strong and damp metal like feeling at an extremely light weight. This damp feeling allows skiers to rip through any conditions.



**SENTRA SERIES CONSTRUCTIONS**  
**ENERGY 2 TITANIUM Balsa**  
Balsa wood core sandwiched between two sheets of metal. Superior power transmission, torsional stability, and edge grip. The Balsa Core is a microlam construction made up of many thin balsa wood stringers stacked side by side, which provide a strong and damp metal like feeling at an extremely light weight.  
**ENERGY 2 CARBON Balsa**  
Balsa wood core sandwiched between two sheets of carbon. Confident stability and edge grip with a smooth and forgiving feel. The Balsa Core is a microlam construction made up of many thin balsa wood stringers stacked side by side, which provide a strong and damp metal like feeling at an extremely light weight.

ALL MOUNTAIN / PERFORMANCE / SENTRA



**SENTRA SL 7 Ti FDT**  
black / gold  
**0A0260 0A 001** TP2 LIGHT 11 FDT  
**sizes:**  
150 · 155 · 160 · 165  
**sidecut (by size):**  
118-69-102 (150) ·  
119-69-103 (155-160) ·  
120-69-104 (165)  
**radius (by size):**  
11 (150) · 11.5 (155) ·  
12.5 (160) · 13 (165)  
**DIN setting:**  
4-11 TC  
**system:**  
FDT Recoil Power Plate  
**ski construction:**  
Energy 2 Ti Balsa  
**camRock:**  
Full Camber Profile



**SENTRA S 6 FDT**  
black / silver  
**0A0262 0A 001** TP2 LIGHT 11 FDT  
**sizes:**  
144 · 150 · 156 · 162 · 168  
**sidecut (by size):**  
120-72-100 (144-162) ·  
122-72-102 (168)  
**radius (by size):**  
11.5 (144) · 12.5 (150) ·  
13.5 (156) · 14.5 (162) ·  
15 (168)  
**DIN setting:**  
3-11 TC  
**system:**  
FDT Recoil Power Plate  
**ski construction:**  
Balsa CA  
**camRock:**  
Full Camber Profile



**SENTRA S 4 FDT**  
silver / green  
**0A0266 SB 002** TP2 COMPACT 10 FDT  
**sizes:**  
144 · 150 · 156 · 162 · 168  
**sidecut (by size):**  
124-76-104 (144-162) ·  
126-76-106 (168)  
**radius (by size):**  
11 (144) · 12 (150) ·  
13 (156) · 14 (162) ·  
14.5 (168)  
**DIN setting:**  
3-10 ML  
**system:**  
FDT Demo Plate  
**ski construction:**  
Balsa CA  
**camRock:**  
On Piste Rocker Profile





**SENTRA  
S3 FDT**

silver / red  
**0A0268 SB 001** TP2 COMPACT 10 FDT

**sizes:**  
138 · 144 · 150 · 156 · 162 · 168

**sidecut (by size):**  
124-76-104 (144-162) ·  
126-76-106 (168)

**radius (by size):**  
10 (140) · 11 (144) ·  
12 (150) · 12.5 (156) ·  
13.5 (162) · 14.5 (168)

**DIN setting:**  
3-10 ML

**system:**  
FDT Demo Plate

**ski construction:**  
Balsa CA

**camRock:**  
On Piste Rocker Profile



**SENTRA  
S2 FDT**

black / silver / purple  
**0A0383 SB 001** TP2 COMPACT 10 FDT

**sizes:**  
138 · 144 · 150 · 156 · 162 · 168

**sidecut (by size):**  
124-76-104 (144-162) ·  
126-76-106 (168)

**radius (by size):**  
10 (140) · 11 (144) ·  
12 (150) · 12.5 (156) ·  
13.5 (162) · 14.5 (168)

**DIN setting:**  
3-10 ML

**system:**  
FDT Demo Plate

**ski construction:**  
Balsa CA

**camRock:**  
On Piste Rocker Profile





# JUNIOR



**ENFORCER  
95 S**

black / red / blue  
0A0351 00 001

**sizes:**  
140 · 150 · 160

**sidecut (by size):**  
122-93-107 (140) ·  
125-95-111 (150) ·  
128-97-115 (160)

**radius (by size):**  
13.5 (140) · 15 (150) · 16.5 (160)

**ski construction:**  
Energy CA

**camRock:**  
All Mountain Rocker Profile



**ENFORCER  
80 S**

black / red / blue  
0A0353 00 001

**sizes:**  
120 · 130 · 140 · 150 · 160

**sidecut (by size):**  
105.5-78-90.5 (120) · 108-78-93 (130) ·  
111.5-78-96.5 (140) · 114-80-99 (150) ·  
116.5-80-101.5 (160)

**radius (by size):**  
11.5 (120) · 12.5 (130) ·  
13 (140) · 14 (150) · 15 (160)

**ski construction:**  
Energy CA

**camRock:**  
All Mountain Rocker Profile



**SOUL RIDER  
J FDT 7.0**

blue / green  
0A0334 MG 001 JR 7.0 FDT WB

**sizes:**  
108 · 118 · 128 · 138 · 148

**sidecut (by size):**  
99-72-90 (108) · 105-74-96 (118-128) ·  
109-76-99 (138-148)

**radius (by size):**  
8 (108) · 9 (118) · 11 (128) ·  
12 (138) · 14 (148)

**DIN setting:**  
2-7 EPS (FDT)

**system:**  
FDT JR RTL S + RS (108-118) ·  
FDT JR RTL L + RS (128-148)

**ski construction:**  
Composite

**camRock:**  
Twin Rocker Profile



**SOUL RIDER  
J FDT 4.5**

blue / green  
0A0340 MH 001 JR 4.5 FDT WB

**sizes:**  
108 · 118 · 128 · 138 · 148

**sidecut (by size):**  
99-72-90 (108) · 105-74-96 (118-128) ·  
109-76-99 (138-148)

**radius (by size):**  
8 (108) · 9 (118) · 11 (128) ·  
12 (138) · 14 (148)

**DIN setting:**  
2-7 EPS (FDT)

**system:**  
FDT JR RTL S + RS (108-118) ·  
FDT JR RTL L + RS (128-148)

**ski construction:**  
Composite

**camRock:**  
Twin Rocker Profile





DOBERMANN  
COMBI PRO S FDT

black / red  
0A0330 ME 001 JR 7.0 FDT  
0A0331 MF 001 JR 4.5 FDT

sizes:  
100 · 110 · 120 · 130 · 140 · 150 · 162

sidecut (by size):  
104-69-91(100) · 106-69-91(110) ·  
111-69-91(120) · 113-69-93 (130) ·  
116-70-96(140) · 118-70-98 (150) ·  
119-71-99 (162)

radius (by size):  
7 (100) · 8 (110) · 9 (120) · 10 (130) · 11 (140) ·  
12 (150) · 14.5 (162)

DIN setting:  
2-7 EPS (JR 7.0)  
0.75-4.5 EPS (JR 4.5)

ski construction:  
Energy CA

camRock:  
Full Camber Profile



SANTA ANA  
95 S

blue / mint  
0A0352 00 001

sizes:  
140 · 150 · 160

sidecut (by size):  
122-93-107 (140) ·  
125-95-111 (150) ·  
128-97-115 (160)

radius (by size):  
13.5 (140) · 15 (150) · 16.5 (160)

ski construction:  
Energy CA

camRock:  
All Mountain Rocker Profile



SANTA ANA  
80 S

blue / raspberry  
0A0333 MG 001 JR 7.0 FDT WB\*  
0A0354 00 001 FLAT

sizes:  
120 · 130 · 140 · 150 · 160

sidecut (by size):  
105.5-78-90.5 (120) · 108-78-93 (130) ·  
111.5-78-96.5 (140) · 114-80-99 (150) ·  
116.5-80-101.5 (160)

radius (by size):  
11.5 (120) · 12.5 (130) ·  
13 (140) · 14 (150) · 15 (160)

DIN setting:  
2-7 EPS (FDT)  
system:  
FDT JR RTL L + RS (0A0333 MG 001)

ski construction:  
Energy CA

camRock:  
All Mountain Rocker Profile



NAVIGATOR  
TEAM

red / black  
0A0336 ME 001 JR 7.0 FDT (sizes 150)  
0A0337 ME 001 JR 7.0 FDT (sizes 110-140)  
0A0338 MF 001 JR 4.5 FDT (sizes 100-140)  
0A0339 MF 001 JR 4.5 FDT (sizes 70-90)

sizes:  
110 · 120 · 130 · 140 · 150 (JR 7.0)  
70 · 80 · 90 · 100 · 110 · 120 · 130 · 140 (JR 4.5)

sidecut (by size):  
102-67-89 (70-90) · 104-67-93 (100-110) ·  
106-67-95 (120-140) · 113-70-99 (150)

radius (by size):  
3 (70) · 4 (80) · 5 (90) · 6 (100) ·  
7 (110) · 8 (120) · 10 (130) ·  
12 (140) · 14 (150)

DIN setting:  
2-7 EPS (JR 7.0) ·  
0.75-4.5 EPS (JR 4.5)

system:  
FDT JR RTL S + RS (70-110) ·  
FDT JR RTL L + RS (120-150)

ski construction:  
Composite

camRock:  
On Piste Rocker Profile



TEAM  
J FDT

blue / white  
0A0341 ME 001 JR 7.0 FDT (sizes 110-140)  
0A0342 MF 001 JR 4.5 FDT (sizes 100-140)  
0A0343 MF 001 JR 4.5 FDT (sizes 70-90)

sizes:  
110 · 120 · 130 · 140 (JR 7.0)  
70 · 80 · 90 · 100 · 110 · 120 · 130 · 140 (JR 4.5)

sidecut (by size):  
102-67-89 (70-90) ·  
104-67-93 (100-110) ·  
106-67-95 (120-140)

radius (by size):  
3 (70) · 4 (80) · 5 (90) ·  
6 (100) · 7 (110) · 8 (120) ·  
10 (130) · 12 (140)

DIN setting:  
2-7 EPS (JR 7.0 FDT)  
0.75-4.5 EPS (JR 4.5 FDT)

system:  
FDT JR RTL S + RS (70-110) ·  
FDT JR RTL L + RS (120 -140)

ski construction:  
Composite

camRock:  
On Piste Rocker Profile








RACE COLLECTION

# DOBERMANN RACE



Dobermann®  
Series



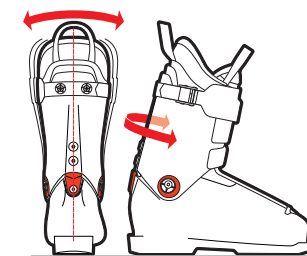


# RACING INSTINCT



## THE NEW STANDARD IN **HIGH PERFORMANCE** SKI BOOTS

Starting from the ground up, using both the most modern technologies and 80 years of boot design and development knowledge to build the most anatomical high performance boot on the market, Nordica presents the Dobermann GP. Inspired and born from racing, the Dobermann GP features a 98mm mono injected PU performance shell design, an intuitive easy entry in-step, an all new high performance custom cork liner, a Full Motion Pivot alignment system and a revolutionary new Power Driver Strap design. Nordica packed the best of 80 years of boot building experience into the Dobermann GP to create a high performance experience skiers will love.



### **FULL MOTION PIVOT: CANTING REINVENTED**

A great tool, taking the customization of your boots performance to the next level. The Full Motion Pivot as two settings. Classic or "OFF" (as it comes out of the box) and Responsive or "ON", which allows the cuff to rotate outward 2 mm's to deliver more power and more control.

- OPTIONAL CUFF CUSTOMIZATION
- ENHANCED POWER TRANSMISSION TO THE EDGE OF THE SKI
- OPTIONAL STANCE FOR MAXIMUM EFFICACY
- MECHANICAL ADVANTAGE + CUSTOM PERFORMANCE



### **INFRARED IMPLEMENTATION**

#### **9 MINUTES**

08A05201 - Nordica Infrared Mach. (USA/JP)  
08A05200 - Nordica Infrared Mach. (EU)  
08A05500 - Crocodile Infrared Stretcher



### **LINER WITH CORK FIT TECHNOLOGY**



### **ZEPPA (WEDGE)**

This boot board has been designed to achieve the optimal natural skiing position with a ramp angle of 3°7' (on size 26.5). Also to enhance performance we have increased the boot board platform by 2 mm to improve control and increase power transmission to the edge of the ski.

- RACING ZEPPA
- PERFORMANCE + CONTROL



### **TOE BOX CONSTRUCTION**

- MODERN TOE BOX CONSTRUCTION + WEATHER GUARD DESIGN



### **45MM SERVO DRIVE**

Nordica's 45mm servo drive creates the perfect marriage between the upper cuff and upper liner, allowing them to uniformly and efficiently work as one.

- INCREASED POWER TRANSMISSION
- HIGH PERFORMANCE + CONTROL



### **BUCKLES**

Nordica's newly design intuitive buckles either articulate up or down, giving you improved leverage to either open or close your buckles with greater ease.

- SERVOLOCK
- COMFORT + FUNCTION



BOOTS / **RACE (93 MM)** / DOBERMANN WC



**DOBERMANN WC 150**  
050004 04 100 black

**soles:**  
Not in compliance with ISO 5355  
NORM. Grind it before use.

<b>last (mm)</b>	<b>flex</b>
93	150

**size range**    **weight 8.0**  
3-10 UK        2600

**liner type/style:**  
Laced Race Fit

**technologies:**  
BBF (Boot Fitter's Best Friend)



**DOBERMANN WC 130**  
050007 04 100 black

**soles:**  
Not in compliance with ISO 5355  
NORM. Grind it before use.

<b>last (mm)</b>	<b>flex</b>
93	130

**size range**    **weight 8.0**  
3-10 UK        2600

**liner type/style:**  
Laced Race Fit

**technologies:**  
BBF (Boot Fitter's Best Friend)



**DOBERMANN WC 100**  
050019 04 100 black

**soles:**  
Not in compliance with ISO 5355  
NORM. Grind it before use.

<b>last (mm)</b>	<b>flex</b>
93	100

**size range**    **weight 4.0**  
3-8 UK         2050

**liner type/style:**  
Laced Race Fit

**technologies:**  
BBF (Boot Fitter's Best Friend)

BOOTS / **PRO RACE (98 MM)** / DOBERMANN GP



**DOBERMANN GP 130**  
050C10 03 100 black

**soles:**  
ISO 5355 Racing soles

<b>last (mm)</b>	<b>flex</b>
98	130

**size range**    **weight 26.5**  
22.5-29.5    2300

**liner type/style:**  
Race GP Cork Fit

**technologies:**  
45mm WC Servo Drive  
Full Motion Pivot  
BBF ( Boot Fitter's Best Friend)  
Easy Entry Soft Flap



**DOBERMANN GP 110**  
050C18 03 100 black

**soles:**  
ISO 5355 Racing soles

<b>last (mm)</b>	<b>flex</b>
98	110

**size range**    **weight 26.5**  
22.5-29.5    2220

**liner type/style:**  
Race GP

**technologies:**  
Strap 35mm  
Easy Entry Soft Flap



BOOTS / **RACE (96 MM)** / DOBERMANN JUNIOR



**DOBERMANN GP 90**  
050C26 03 100 black

**soles:**  
5355 High Traction soles

<b>last (mm)</b>	<b>flex</b>
JR	70

**size range**    **g/MP 23.5**  
22.5-27.5    1400

**liner type/style:**  
Comfort Fit

**technologies:**  
Strap 25 mm  
Micro Adj Buckles



**DOBERMANN GP 70**  
050C30 03 100 black

**soles:**  
5355 High Traction soles

<b>last (mm)</b>	<b>flex</b>
JR	70

**size range**    **g/MP 23.5**  
22.5-27.5    1400

**liner type/style:**  
Comfort Fit

**technologies:**  
Strap 25 mm  
Micro Adj Buckles



**DOBERMANN GP 60**  
050754 02 100 black

**soles:**  
5355 High Traction soles

<b>last (mm)</b>	<b>flex</b>
JR	60

**size range**    **g/MP 23.5**  
18.0-28.0    1400

**liner type/style:**  
Comfort Fit

**technologies:**  
Strap 25 mm  
Micro Adj Buckles





**DOBERMANN  
DH WC DEPT EDT PLATE**

black / red  
0A8002 00 001


sizes:  
212 · 218  
sidecut (by size):  
R&D  
radius (by size):  
≥50  
system:  
Speed Plate EDT  
ski construction:  
Energy 2 TI Worldcup  
camRock:  
Full Camber Profile



**DOBERMANN  
SG WC DEPT EDT PLATE**

black / red  
0A8004 00 001


sizes:  
205 · 212  
sidecut (by size):  
R&D  
radius (by size):  
≥40 (205) · ≥45 (212)  
system:  
Speed Plate EDT  
ski construction:  
Energy 2 TI Worldcup  
camRock:  
Full Camber Profile



**DOBERMANN  
GS WC DEPT PLATE**

black / red  
0A0206 00 001


sizes:  
188 · 193  
sidecut (by size):  
R&D  
radius (by size):  
≥30  
system:  
Piston Plate  
ski construction:  
Energy 2 TI Worldcup  
camRock:  
Full Camber Profile



**DOBERMANN  
SL WC DEPT PLATE**

black / red  
0A0208 00 001


sizes:  
156 · 165  
sidecut (by size):  
R&D  
radius (by size):  
R&D  
system:  
Piston Plate 14mm  
ski construction:  
Energy 2 TI Worldcup  
camRock:  
Full Camber Profile



**DOBERMANN  
GS WC PLATE**

black / red  
0A0212 00 001

sizes:  
183 · 188  
sidecut (by size):  
R&D  
radius (by size):  
≥23 (183) · ≥25 (188)  
system:  
Piston Plate  
ski construction:  
Energy 2 TI  
camRock:  
Full Camber Profile




**DOBERMANN  
SL WC PLATE**

black / red  
0A0214 00 001

sizes:  
156 · 165  
sidecut (by size):  
R&D  
radius (by size):  
R&D  
system:  
Piston Plate  
ski construction:  
Energy 2 TI  
camRock:  
Full Camber Profile






**DOBERMANN  
SGJ WC PLATE**

black / red  
0A0210 00 001

- sizes:**  
185 · 195 · 202
- sidecut (by size):**  
R&D
- radius (by size):**  
≥30 (185) · ≥33 (195) · ≥R&D (202)
- system:**  
Piston Plate
- ski construction:**  
Energy 2 TI
- camRock:**  
Full Camber Profile



**DOBERMANN  
GS RACE PLATE**

black / red  
0A0216 00 001


- sizes:**  
178 · 183 · 188
- sidecut (by size):**  
R&D
- radius (by size):**  
≥23 (178) · ≥23 (183) · ≥25 (188)
- system:**  
Piston Plate
- ski construction:**  
Energy 2 TI
- camRock:**  
Full Camber Profile



**DOBERMANN  
GSJ**

black / red  
0A0220 00 001

- sizes:**  
136 · 143 · 150 · 157 · 165 · 171
- sidecut (by size):**  
103-65-84.5 (136) · 103.5-65-85 (143) ·  
104.5-65-86 (150) · 104-65-87 (157) ·  
105-65-88 (164-171)
- radius (by size):**  
≥14 (136) · ≥14 (143) · ≥14 (202) · ≥17 (157) ·  
≥17 (165) · ≥17 (171)
- system:**  
Junior Racing Plate
- ski construction:**  
Energy 2 TI
- camRock:**  
Full Camber Profile



**DOBERMANN  
SL RACE PLATE**

black / red  
0A0218 00 001

- sizes:**  
150
- sidecut (by size):**  
113-65-98
- radius (by size):**  
≥12
- system:**  
Piston Plate
- ski construction:**  
Energy 2 TI
- camRock:**  
Full Camber Profile



**DOBERMANN  
SLJ**

black / red  
0A0222 00 001

- sizes:**  
122 · 129 · 136 · 143 · 150
- sidecut (by size):**  
105-64-90 (122) · 109-64-94 (129-136) ·  
112-65-97 (143) · 113-65-98 (150)
- radius (by size):**  
≥9 (122) · ≥9 (129-136) · ≥10 (143) · ≥10 (150)
- system:**  
Junior Racing Plate
- ski construction:**  
Energy 2 TI
- camRock:**  
Full Camber Profile



COLLECTION

# RENTAL.

## NORDICA PREMIER RENTAL

For more than 30 years, Nordica has been one of the industry's premier suppliers of skis & boots for rental.

There is a direct relationship between the fit and performance quality of rental equipment and the velocity of skill level progression along with the satisfaction of the skiing experience.

**RENTAL OPERATORS WHO OFFER  
FLEET UPGRADES & HIGH-PERFORMANCE RENTAL EQUIPMENT  
REPORT THAT IT:**

- 1) MAKES LEARNING TO SKI EASIER
- 2) HELPS LESS ACCOMPLISHED SKIERS GAIN CONFIDENCE
- 3) DELIVERS MORE ENJOYMENT ON SNOW
- 4) PROMOTES REPEAT GUEST VISITS
- 5) INCREASES REVENUE



# THREE LEVELS OF PERFORMANCE RENTAL SKIS & BOOTS

## BETTER EQUIPMENT =

- MORE SATISFIED GUESTS
- FASTER PROGRESSION
- HIGHER RENTAL REVENUE
- MORE RETAIL SALES

### PERFORMANCE - DEMO

Demo/Test Centers  
Try-to-buy  
Specialty, Boutique Rental  
Upgrade Options for Fleet

### PREMIER - FLEET

Resort Specialty Operators  
Upscale Fleet Rental  
Concierge Operations  
Preferred by Ski Schools

### SPORT - FLEET

Resort Fleet Operations  
High Volume Rental  
High Velocity



# RENTAL BOOT TECHNOLOGIES

Our dedicated rental boots are easier to size, easier to fit, easier to adjust, manage and maintain, which makes it easier for skiers to learn and have fun skiing.

## PU CONSTRUCTION

To ensure better on-snow performance and longer lasting durability, every Nordica rental boot collection is constructed exclusively with PU plastics.



## MACRO/MICRO BUCKLE ADJUSTMENTS


Faster, easier buckle adjustments to meet the needs of today's rental customers.

MULTI-MACRO CATCH RANGE +/- 30mm  
MULTI-MACRO BUCKLE RANGE: +/- 20mm  
MICRO BUCKLE RANGE: +/- 10mm



## SANITIZED® HYGIENICAL LINER

Keep your rental fleet as safe, clean and functional as possible. Every Nordica rental boot has a Sanitized Hygienical Liner that fights against odor and bacteria while maintaining the highest level of comfort.



## EASY ENTRY INSTEP

Nordica's soft flap easy entry provides relief over the instep, making it easier to get in and out of your boots.



[CRUISE BOOT]

DOUBLE SOFT FLAP  
COMFORTABLE AND EASY  
ENTRY AND EXIT

## RENTAL READY KIT

Incorporate any Nordica boot into your rental fleet with our easy to add bar code kits.

### VELCRO POWER STRAP KIT INCLUDES:

- 20 pieces of Velcro strap band (10 right + 10 left) for 10 pairs of boots;
- 10 pairs of matched bar codes;
- 3 sheets of stickers that indicate the size and sole length of every Nordica JR and SR boot.



## REPLACEABLE & WALKABLE SOLES

To promote safer and more natural movements while walking, Nordica GripWalk sole kits are available for all Speedmachine, Sportmachine, and Cruise boots.



## ACP (ADJUSTABLE CUFF PROFILE)

ACP quickly and easily adjusts the dimensions of the upper cuff to match every leg size and shape for maximum comfort and an optimum stance.

SPEEDMACHINE W ACP +/- 8mm VOLUME  
SPORTMACHINE/CRUISE ACP +/- 12mm VOLUME



## BAR CODE & SIZING SYSTEM



TEST & BUY READY  
Removable stickers



RTL DEDICATED  
Hot-stamped on plastic





**SPEEDMACHINE 110 R**  
050H54 03 7T1 black / anthracite / red

**soles:**  
Alpine High Traction

<b>last (mm)</b>	<b>flex</b>
100	110

**size range**  
24.5 - 31.0

**liner type/style:**  
3D Hygienical Fit

**technologies:**  
Infrared  
Tri-Force Construction  
Strap 35mm  
Weather Shield



**SPORTMACHINE 90 R**  
050R64 G1 7T1 **GRIPWALK SOLES** black / anthracite / red  
050R64 01 7T1 **ALPINE HIGH TRACTION SOLES** black / anthracite / red

**soles:**  
Gripwalk / Alpine High Traction

<b>last (mm)</b>	<b>flex</b>
102	90

**size range**  
22.5 - 32.5

**liner type/style:**  
Hygienical Comfort Fit

**technologies:**  
Infrared  
Tri-Force Construction  
Strap 35mm  
Adjustable Cuff Profile (ACP)



**HF 90 R**  
050K30 00 3F1 black / red / anthracite

**soles:**  
5355 Alpine High Traction  
double density PU

<b>last (mm)</b>	<b>flex</b>
102	90

**size range**   **g/MP 26.5**  
24.5-31.0   1750

**liner type/style:**  
3D Hygienical Comfort Fit

**technologies:**  
Infrared  
Instep Volume Control (IVC)  
Double Axis Pivot  
Hands Free Step In & Out  
Monolock Buckle



**SPEEDMACHINE 95 W R**  
050H58 03 541 black / anthracite / white

**soles:**  
Alpine High Traction

<b>last (mm)</b>	<b>flex</b>
100	95

**size range**  
22.5 - 27.5

**liner type/style:**  
3D Hygienical Fit W

**technologies:**  
Infrared  
Tri-Force Construction  
Strap 35mm  
Weather Shield



**SPORTMACHINE 75 W R**  
050R66 G1 735 **GRIPWALK SOLES** black / anthracite / purple  
050R66 01 735 **ALPINE HIGH TRACTION SOLES** black / anthracite / purple

**soles:**  
Gripwalk / Alpine High Traction

<b>last (mm)</b>	<b>flex</b>
102	75

**size range**  
22.5 - 27.5

**liner type/style:**  
Hygienical Comfort Fit W

**technologies:**  
Infrared  
Tri-Force Construction  
Strap 35mm  
Adjustable Cuff Profile (ACP)



**HF 75 W R**  
050K13 00 798 black / light blue / white

**soles:**  
5355 Alpine High Traction  
double density PU

<b>last (mm)</b>	<b>flex</b>
102	75

**size range**   **g/MP 24.5**  
23.5-27.5   1740

**liner type/style:**  
3D Hygienical Comfort Fit W

**technologies:**  
Infrared  
Instep Volume Control (IVC)  
Double Axis Pivot  
Hands Free Step In & Out  
Monolock Buckle



WOMEN'S



**CRUISE 80 R**  
050680 00 741 black / red

**soles:**  
Alpine High Traction

<b>last (mm)</b>	<b>flex</b>
104	80

**size range**  
24.5 - 32.5

**liner type/style:**  
Comfort RTL Antibacterial

**technologies:**  
Instep Volume Control (IVC)  
Adjustable Cuff Profile (ACP)  
Strap 35mm



**CRUISE 70 R**  
050684 00 P46 anthracite / red

**soles:**  
Alpine High Traction

<b>last (mm)</b>	<b>flex</b>
104	70

**size range**  
22.5 - 32.5

**liner type/style:**  
Comfort RTL Antibacterial

**technologies:**  
Instep Volume Control (IVC)  
Strap 35mm



**GRAN TOUR RTL**  
050700 01 100 black

**soles:**  
High Traction

<b>last (mm)</b>	<b>flex</b>
105	80

**size range**  
22.5 - 30.5

**liner type/style:**  
Rear Entry Comfort RTL

**technologies:**  
Easy Catch Rear Adjustment



**CRUISE 75 R W**  
050682 00 223 anthracite / white / light blue

**soles:**  
Alpine High Traction

<b>last (mm)</b>	<b>flex</b>
104	75

**size range**  
22.5 - 27.5

**liner type/style:**  
Comfort RTL Antibacterial W

**technologies:**  
Instep Volume Control (IVC)  
Adjustable Cuff Profile (ACP)  
Strap 35mm



**CRUISE 65 R W**  
050686 00 7T6 black / white / light blue

**soles:**  
Alpine High Traction

<b>last (mm)</b>	<b>flex</b>
104	65

**size range**  
22.5 - 27.5

**liner type/style:**  
Comfort RTL Antibacterial W

**technologies:**  
Instep Volume Control (IVC)  
Velcro 35mm



# WEIGHT ADJUSTMENT SWITCH

## DISCOVER YOUR MOUNTAIN MAMMAL - THE ALL NEW SMART WEIGHT ADJUSTMENT SWITCH

### FITTING THE BOOTS HAS NEVER BEEN SO FUN!

The new Nordica game scale makes boot fitting fun by letting kids discover their mountain mammal. With this unique and simple tool you will be able to quickly and accurately determine the right size and weight measurement to assure the best fit every time. Standard weight display on the back to help retailers set bindings simultaneously.

#### THE BIRDS



15.5  
OWL



16.5  
RAVEN



17.5  
EAGLE



18.5  
LEOPARD



19.5  
PANTHER



20.5  
LION



21.5  
CROCODILE



22.5  
RHINO



23.5  
ELEPHANT


#### THE PREDATORS

#### THE GIANTS



## ALL-NEW SMART WEIGHT ADJUSTMENT SWITCH

BOOT FLEX ADJUSTABLE TO MATCH EACH CHILD'S INDIVIDUAL NEEDS.



**SAME AGE & FOOT SIZE  
> 45 LB DIFFERENCE FROM 'A' TO 'G'**

## 1, 2, 3 CUSTOM FLEX

1 BOOT. 3 FLEX SETTINGS.  
NEVER TOO SOFT. NEVER TOO STIFF.

Simple adjustment softens or stiffens fore & aft flex, improving control, on-snow performance and increases fun.

**I** Under 55 lbs

**II** 56 - 100 lbs

**III** 100 lbs +



**soles:**  
Alpine High Traction  
**last (mm)**    **flex**  
JR                55  
**size range**  
18.0 - 28.0  
**liner type/style:**  
Comfort RTL Antibacterial  
**technologies:**  
Micro Adj Buckles  
Easy Entry Soft Flap  
Weight Adjuster  
Hot Stamped Size & Length

**SPEEDMACHINE J 4 R**  
050781 02 P46 anthracite / red



**soles:**  
Alpine High Traction  
**last (mm)**    **flex**  
JR                35 - 45  
**size range**  
20.0 - 26.5  
**liner type/style:**  
Comfort RTL Antibacterial  
**technologies:**  
Full Alu Buckles  
Easy Entry Soft Flap  
Weight Adjuster  
Hot Stamped Size & Length

**SPEEDMACHINE J 3 R**  
050880 00 P46 anthracite / red



**soles:**  
Alpine High Traction  
**last (mm)**    **flex**  
JR                35 - 45  
**size range**  
16.5 - 23.5  
**liner type/style:**  
Comfort RTL Antibacterial  
**technologies:**  
Full Alu Buckles  
Easy Entry Soft Flap  
Weight Adjuster  
Hot Stamped Size & Length

**SPEEDMACHINE J 2 R**  
050882 00 P46 anthracite / red



**soles:**  
Alpine High Traction  
**last (mm)**    **flex**  
JR                25  
**size range**  
14.5 - 19.5  
**liner type/style:**  
Comfort RTL Antibacterial  
**technologies:**  
Ratchet  
Hot Stamped Size & Length

**SPEEDMACHINE J 1 R**  
050884 00 P46 anthracite / red



# RENTAL SKI TECHNOLOGIES

## HIGH VISIBILITY LENGTH

Oversized, easy-to-read numbering makes it easier to size, identify, organize, and turn over skis.

## STRONGER EDGE

Harder, thicker edge material increases the durability and prolongs the life of the skis.

## FULL WOOD CORE CAP CONSTRUCTION (DRIVE 76 EXP)

The strongest and most durable Nordica ski construction.

## TOOL-FREE BINDING

Easy-to-use Marker FDT binding system offers quick, intuitive adjustments. Sliding toe and heel adjustment properly seats the boot on the the ski, so skiers are more balanced and better positioned to turn their skis more easily.



## GRIPWALK BINDINGS

Accept GripWalk soles with no extra adjustments required.



## EXTRA DURABLE TOPSHEET

Extra thick, longer lasting armor guards top sheet and maximizes duarbility.

## TIP & TAIL PROTECTORS

Protectors reduce topsheet chipping, further extending the life of the ski.

## PARTIAL CAP CONSTRUCTION (DRIVE 75 ADV)

Capped tips and tails protect skis against chipping while full sidewall construction underfoot increases power, stability and edge grip.

## BAR CODED INVENTORY SYSTEM

Bar code's integrated into the fdt plate for easy inventory control.



## FORWARD PRESSURE CONFIRMATION

Easy to read forward pressure indicator reconfirms forward pressure adjustment.



## SKIS / RENTAL



### DRIVE 76 EXP

red / grey  
**0A0367 SA 001** TP2 Compact 10 FDT  
**0A9367 SO 001** FLAT

sizes:  
136 · 142 · 150 · 158 · 166 · 174

sidecut (by size):  
120-76-97 (136) · 121-76-98 (142) ·  
122-76-99 (150) · 124-76-101 (152) ·  
124-76-101 (158) · 125-76-102 (166) ·  
126-76-103 (174)

radius (m):  
11 (136) · 12 (142) · 13 (150) ·  
13.5 (158) · 14.5 (166) · 15.5 (174)

DIN setting:  
3-10 ML

system:  
FDT Demo Plate

ski construction:  
Energy CA

Rocker Profile:  
On Piste



### DRIVE 75 ADV

grey / red  
**0A0375 SA 001** TP2 Compact 10 FDT  
**0A0375 SO 001** FLAT

sizes:  
138 · 144 · 150 · 156 · 162 · 168 · 174

sidecut (by size):  
123-75-103 (144-150) · 124-75-104 (156-162) ·  
125-75-105 (168-174)

radius (m):  
10 (138) · 11 (144) · 12 (150) · 12.5 (156) ·  
13.5 (162) · 14.5 (168) · 15.5 (174)

DIN setting:  
3-10 ML

system:  
FDT Demo Plate

ski construction:  
Composite Wood Partial SW

Rocker Profile:  
On Piste



### DRIVE 73 R

white / black  
**0A0381 SA 002** TP2 Compact 10 FDT  
**0A0381 SO 002** FLAT

sizes:  
138 · 144 · 150 · 156 · 162 · 168 · 174

sidecut (by size):  
117-73-94 (138) · 119-73-96 (144) ·  
121-73-98 (150) · 122.5-73-100 (156) ·  
123.5-73-101 (162) · 124-73-101 (168) ·  
124.5-73-102 (174)

radius (m):  
10 (138) · 11 (144) · 12 (150) · 12.5 (156) ·  
13.5 (162) · 14.5 (168) · 15.5 (174)

DIN setting:  
3-10 ML

system:  
FDT Demo Plate

ski construction:  
Composite Wood Partial SW

Rocker Profile:  
On Piste



COLLECTION

# ACCESSORIES.







**RACE XL DUFFLE  
ROLLER DOBERMANN**  
ON3043 00 741 black / red

sizes: 81x43x45 cm  
main fabric: Polyester 600D TPE coating



**RACE XL GEAR PACK  
DOBERMANN**  
ON3041 01 741 black / red

sizes: 64x58x47 cm  
main fabric: Polyester 600D TPE coating



**RACE XL JR GEAR  
PACK DOBERMANN**  
ON3042 01 741 black / red

sizes: 60x50x24 cm  
main fabric: Polyester 600D TPE coating



**BUSINESS  
BACKPACK**  
ON3045 02 100 black

sizes: 30x45x19 cm  
main fabric: ECO-Polyester 600D TPE coating  
number of bottles (500ml) recycled per bag: 17



**BACKPACK**  
ON3036 02 741 black / red

sizes: 33x48x20 cm  
main fabric: ECO-Polyester 600D TPE coating  
number of bottles (500ml) recycled per bag: 16



**BOOT  
BACKPACK**  
ON3015 02 741 black / red

sizes: 39x40x38 cm  
main fabric: ECO-Polyester 600D TPE coating  
number of bottles (500ml) recycled per bag: 20



**SKI BAG  
LITE**  
ON3038 01 741 black / red

sizes: 185x23x19 cm  
main fabric: Polyester 600D TPE coating



**SINGLE SKI BAG**  
ON3017 02 741 black / red

sizes: 175(210)x23x15 cm · main fabric: ECO-Polyester 600D TPE coating  
number of bottles (500ml) recycled per bag: 30

made by invicta

made by invicta



**DOUBLE ROLLER SKI BAG**  
ON3018 02 741 black / red

sizes: 200x36x18 cm · main fabric: ECO-Polyester 600D TPE coating  
number of bottles (500ml) recycled per bag: 45



**RACE 3 PAIR SKI BAG**  
ON3028 02 741 black / red

sizes: 210x35 cm · main fabric: ECO-Polyester 600D TPE coating  
number of bottles (500ml) recycled per bag: 72

GS RACE SKI BAG 3 PAIR - ON3034 00 741 black / red  
sizes: 35x210 cm · main fabric: Polyester 600D TPE coating

DH RACE SKI BAG 3 PAIR - ON3035 00 741 black / red  
sizes: 35x210 cm · main fabric: Polyester 600D TPE coating



**ELITE SINGLE SKI BAG**  
ON3017 02 741 black / red

sizes: 190x25x20 cm · main fabric: ECO-Polyester 600D TPE coating  
number of bottles (500ml) recycled per bag: 40



**BOOT  
BAG**  
ON3014 02 741 black / red

sizes: 33x40x38 cm  
main fabric: ECO-Polyester 600D TPE coating  
number of bottles (500ml) recycled per bag: 15



**BOOT BAG  
LITE**  
ON3037 01 741 black / red

sizes: 34x40x24 cm  
main fabric: Polyester 600D TPE coating



**ELITE BOOT  
BAG**  
ON3050 02 100 black / red

sizes: 36x40x30 cm  
main fabric: ECO-Polyester 600D TPE coating  
number of bottles (500ml) recycled per bag: 13





ACCESSORIES / **POLES**

made by **KOMPERDELL**



**RACE ALU 18mm STANDARD**

0B0802 00 741 black / red

sizes: 110 · 115 · 120 · 125 · 130 · 135 (0B0822 00 741 prepack 25)



**CARBON ASCENT PRO**

0B0801 00 001 blue / orange

sizes: 115-145 (one size)



**FREERIDE PRO**

0B0805 00 741 black / red  
0B0805 00 T83 black / green

sizes: 110 · 115 · 120 · 125 · 130 · 135

made by **FIZAN**



**PRIMO UNI**

0B0814 00 001 black / red

sizes: 110 · 115 · 120 · 125 · 130 · 135



**RACE JUNIOR 16mm**

0B0804 00 741 black / red

sizes: 80 · 90 · 100 · 110 · 105



**CARBON CLASSIC 13mm**

0B0806 00 001 carbon / red

sizes: 110 · 115 · 120 · 125 · 130 · 135



**PRIMO LADY**

0B08016 00 001 white / black

sizes: 105 · 110 · 115 · 120 · 125



**INFRARED MACHINE**

08A052 01 000



**CROCODILE INFRARED STRETCHING TOOL**

08A055 00 000



**NORDICA CONVECTION OVEN**

08A050 00 8A1





